

MATH

Part/Whole Sorting



Today we will be learning about sorting parts and wholes. Here are some pictures of what we will be learning about or doing today….



The materials needed for this lesson are…

Materials Needed-
-Magnetic fruits & vegies that split apart
-cookies-2 per student
-Paper plates-1 per student
-Dinner knife

The vocabulary for today's lesson is….

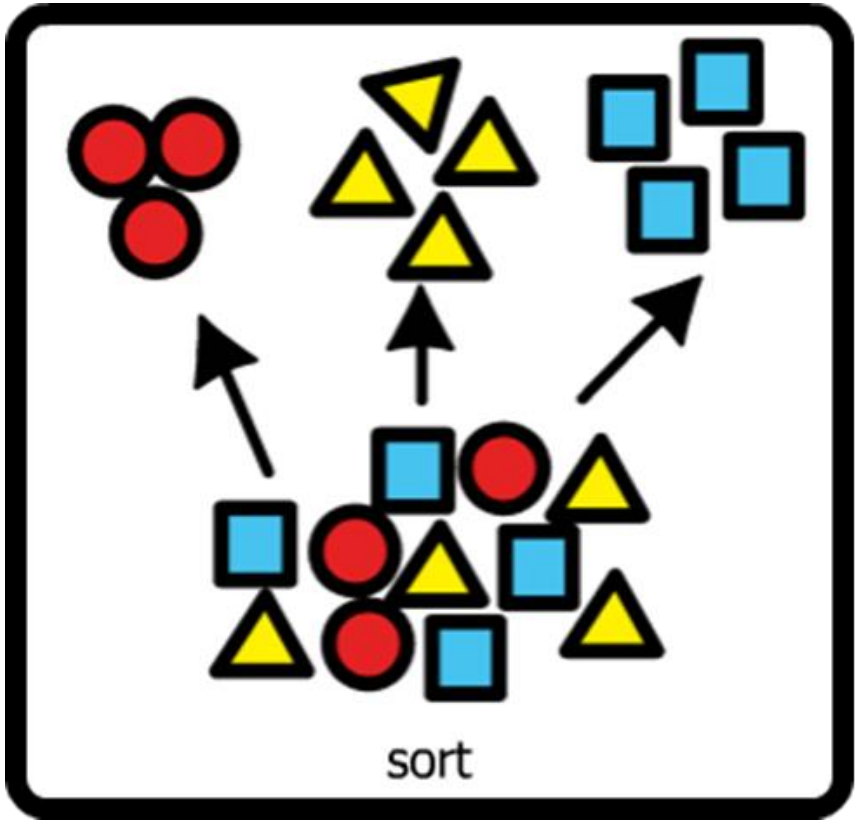

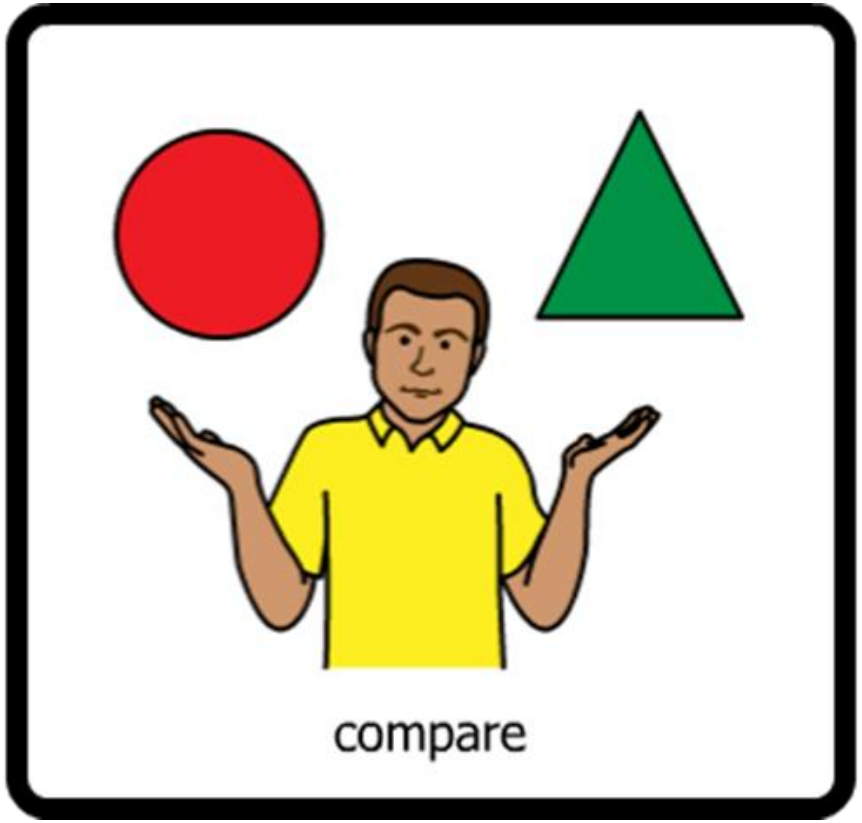

Whole means all of something.

Have students find a whole plastic food





Find and dot all the pictures that are whole.











Part means a piece of something.

Have students cut their whole food into parts



Find and dot all the items that are part.



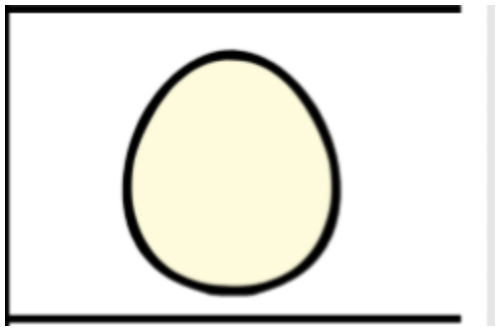













Let’s watch a video about part and whole

The steps for today's activity are…
Step #1: Pass out 2 cookies and a butter knife.

Step 2: Cut the cookie in half

Step 3: Sort the cookies



Step 4: Eat your cookie or share with a friend!

Today we learned about…….

- Parts and whole objects. Watched video about parts and whole.
- Sorted parts and whole objects.
- Found items that were parts and whole.

Quiz question# 1:

- What is an example of a 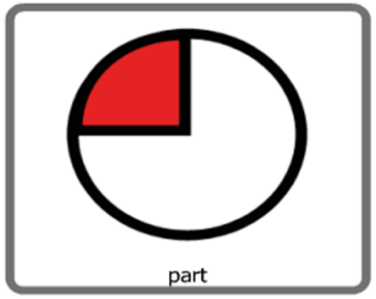

?

Quiz question # 2:

- What is an example of a 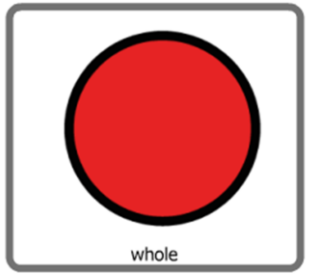

?

We are ALL DONE!

- Teacher says “_____ is All Done! Time for _____!”
- Teacher says “Everyone check schedule!”
- Teacher changes the classroom schedule.
- Paras will assist individual students with checking schedules.