




# Personal Safety

Caution

Today for personal safety we will be talking about caution signs.



**CAUTION!**





**WET FLOOR**

First lets watch a video about the caution sign.

- <https://www.youtube.com/watch?v=TvWQhyyr0vo>
- 1:20

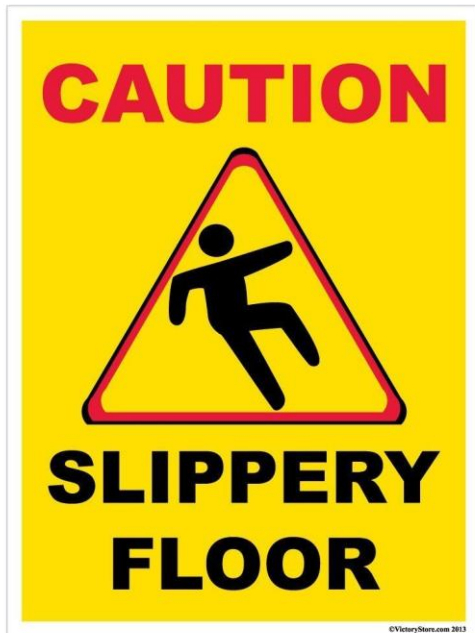
The caution symbol is used to make people aware of possible dangers or hazards. It is good to be safe.





Typically the caution sign is yellow and says “caution” or has an exclamation mark “!”. The sign will tell you what you are looking out for.



Many signs can say caution. Caution means to be aware of what they are telling you.



First, I will model locating a caution sign and seeing what I should do. Then, it is your turn.



What did we learn about?



yield



caution



do not enter



What should you do if you see a caution sign?

