

Reading

Fairy Tale Matching Game

Memory Match cards at end of
power point

Today we will be learning about matching Fairy Tale pretend pictures with Real pictures.
Here are some pictures of what we will be learning about or doing today....



The materials needed for this lesson are...



Materials:

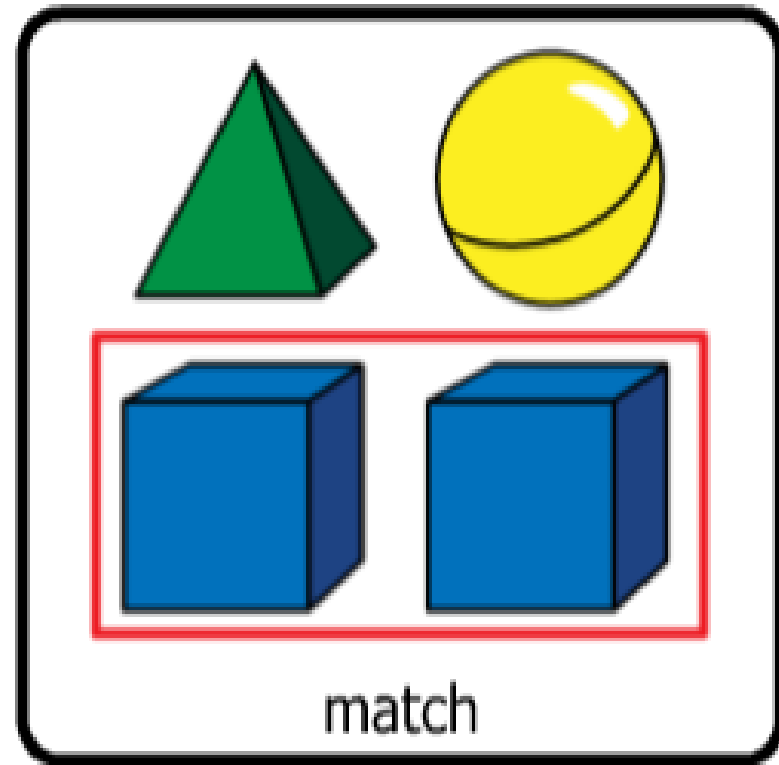
- 24 Fairy Tale cards (2 sets of 12)
(real person & cartoon)



The vocabulary for today's lesson is....



See next slide



a person or thing equal or similar to another

The steps for today's activity are:

1. We will learn what a fairy tale is:



- **Fairy Tales** are a very significant literature genre that are present in all cultures around the world.
- In comparison to myths and legends, the time and place of occurrence in fairy tales are not defined.
- Their characteristics include the appearance of fantastic elements in the form of **talking animals, magic, witches and giants, knights and heroes.**



- 2. Activity-
- Now we will play Fairy Tale Memory Match. You will turn over 1 card, then try to find or remember where you might have seen the matching picture from a fairy tale. One picture is a cartoon version, and the other picture is a real person as that character.



- Each student gets 1 chance per turn to turn over 2 cards to try to match the pictures of the character.



- If the 2 cards are a match, your class should decide prior to playing if you get another chance to pick. Otherwise, each student gets one turn and gets the cards if they are a match.



- Continue taking turns until all cards have been matched. The student with the most matching cards is the classroom winner.



Today learned about matching Fairy Tale pretend pictures with Real pictures.
Here are some pictures of what we will be learning about or doing today....



Quiz Questions about today's lesson:

Which picture below is a Fairy Tale character?



Quiz Questions about today's lesson:

- Which picture shows things or people that match?



We are ALL DONE!

- Teacher says “_____ is All Done! Time for _____!”
- Teacher says “Everyone check schedule!”
- Teacher changes the classroom schedule.
- Paras will assist individual students with checking schedules.



Cut out 1 set of picture cards,
and laminate

Cinderella



Beast-Beauty & the Beast



Maleficent-Sleeping Beauty



Hansel & Gretel



The Three Little Pigs



Jack & the Beanstalk



Little Red Riding Hood



Ursula-Little Mermaid



Goldilocks & the 3 Bears-no real people



Rapunzel (Tangled)



The Gingerbread Man



Pinocchio

