

Copy the
Uppercase
Letters

Name: _____

A B C

D E F G

H I J K

L M N O

P Q R S

T U V W

X Y Z

263 x 350



Print 1 per
student to
stamp
w/dabber

Reading

Week 1_Acrostic Poems

Today we will be learning about acrostic poems and identify the same parts(letters) in two poems. Here are some pictures of what we are learning and doing!

Bask in the sun
Unique wing patterns
Travels near and far
Tickles your hand
Eggs into caterpillars
 into cocoons
Rests at night
Flower nectar
Lepidoptera insects
Yellow and blue and
 orange and green and
 black and brown and white



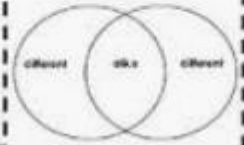

Milk
Imaginative
Curly hair
Happy
Explorer
Left-handed
Learner
Eager



Compare and Contrast

When you **COMPARE** something, you are telling how they are similar or alike.

When you **CONTRAST** something, you are telling how they are different.



Compare	Contrast
like	but
both	yet
similar	although
also	unlike
as well as	while
most important	instead
have in common	whereas
	on the other hand
	even though

The materials needed for today's lesson:



Magazines/flyers



construction paper



Optional-foam letters



Stickers



Ice pack

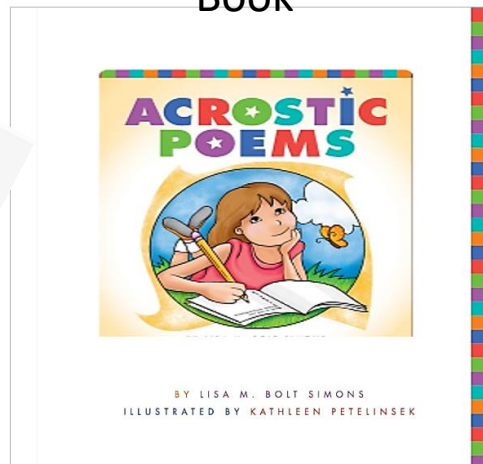


Scissors & glue




feather

Book



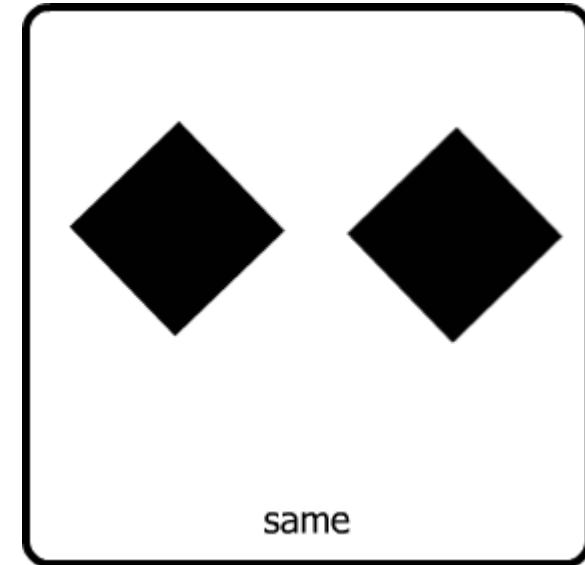
Letter worksheet-
1 per student



Vocabulary words for today:

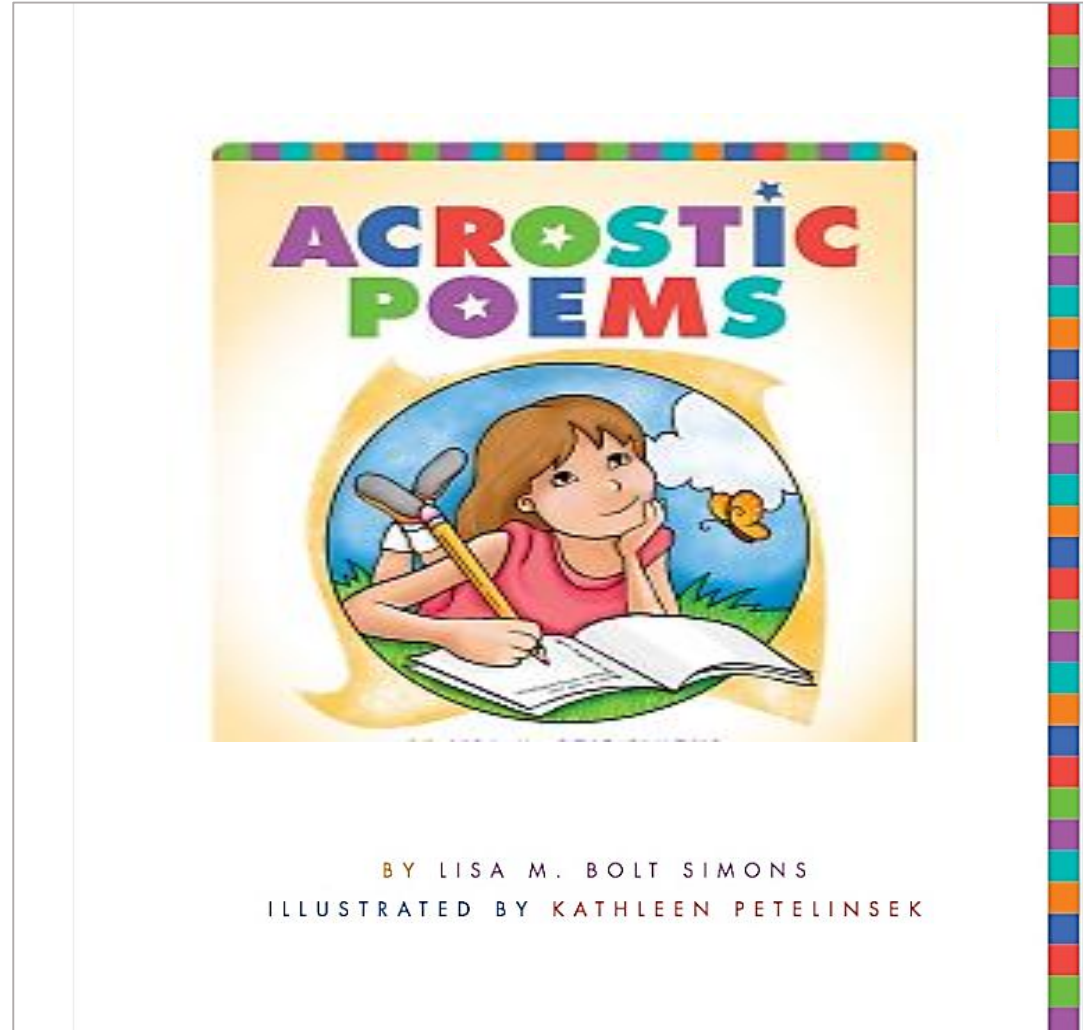


Show feather and picture
of author



Show 2 items that
are identical

Step 1- Let's read our book!





Show the
feather and
picture of
author to
show poetry

WHAT IS AN ACROSTIC POEM?

Acrostics are one form of poetry. Poets pick a special word when they write acrostics. Each letter of the word begins a line of the poem. The lines of the poem are about that word.

Acrostics have been around for thousands of years. They were probably first written in ancient Greece. People used them to share predictions about future events.



Many poets pick a person's name for the titles of their acrostics. Each line describes the person. A line can be as short as one word!



Milk-drinker
Imaginative
Curly hair
Happy
Explorer
Left-handed
Learner
Eager

?

What is the name used in this acrostic?

Pass around ice pack to show
it is cold and hard



Pass around big
ball and little ball
to talk about size

Descriptive Acrostics

Acrostics are a great way to describe a person. But they can also describe a thing or an idea. Different parts of speech can be written for each letter. Nouns, verbs, and adjectives make up many of the words in an acrostic.

NOUNS, VERBS, AND ADJECTIVES

A noun is a person, place, or thing. *Boy*, *dinosaur*, and *Hawaii* are nouns. Verbs



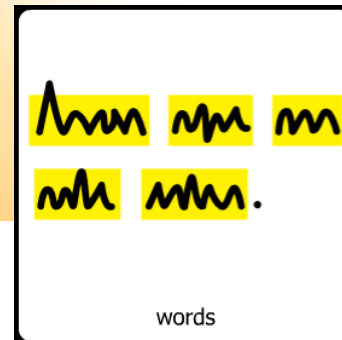
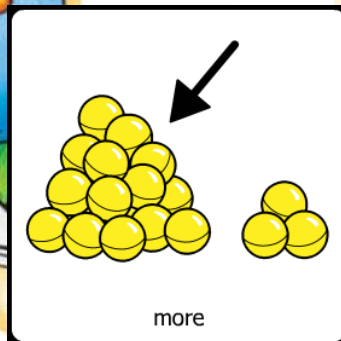
Focus on adjectives
and interests! 😊

say what a noun is doing. *Celebrates* and *tickles* are verbs. An adjective is a word that describes something. *Purple*, *scary*, and *big* are adjectives. In an acrostic, poets often put nouns, verbs, and adjectives together.

Show butterfly to kids

PHRASES

The "School" acrostic used one word per line. But many acrostic poems use several words in a line. Several words together make a phrase. Phrases are a combination of nouns, verbs, and adjectives. Phrases are parts of sentences. They let you describe something in detail.



Bask in the sun

Unique wing patterns

Travels near and far

Tickles your hand


Eggs into caterpillars
into cocoons

Rests at night



Flower nectar

Lepidoptera insects

Yellow and blue and
orange and green and
black and brown and white



Give kids some popcorn to taste




Popped
Out
Pieces of
Corn in the palm
Of my hand
Ready to throw in the air! . . . to hit my
Nose

?

What are the beginning, middle, and end of this story acrostic? Tell the story using regular sentences.

NOW IT'S YOUR TURN!

Writing acrostics can be a lot of fun. You can write them about anything in the world. All you need is a word to start with. Now that you know more about acrostics, it's time to write your own!



Step 2-Now the activity!

*Name Acrostic Poems



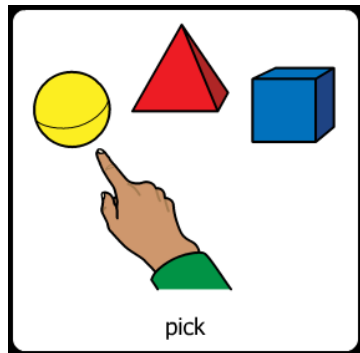
Rebecca

R is for Radiant, you'll go far
E is for Energetic, bright as a star
B is for Beloved, everyone's friend
E is for Enchanting, with big smiles
C is for Confident, you always impress
C is for Cheerful, so fun to be with
A is for Angelic, a beauty beyond compare.

Rebecca, a treasure so rare!

Activity

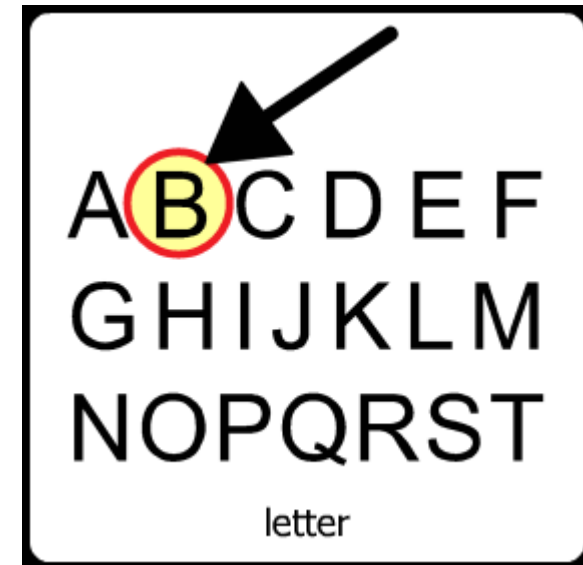
Pick a color of construction paper and write or use felt letters to put letters from YOUR name going down



pick



construction paper



letter

Activity

After you spell your name, look through magazines/flyers to find pictures and words that start with those letters, that are your adjectives or interest!



Optional-foam letters




Stickers




Activity

Cut out & glue the pictures/words that start with the letters in your name- on your construction paper name




Activity

The **Acrostic Name Poem** will look like this when you are done...



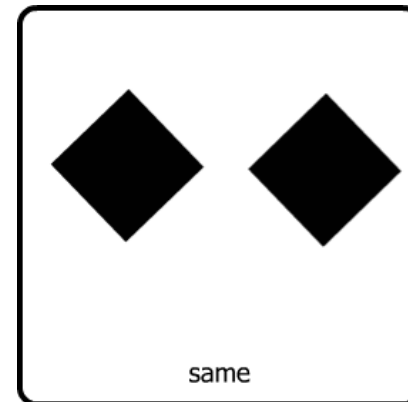
Activity

When you finish your acrostic name poem, find a partner!



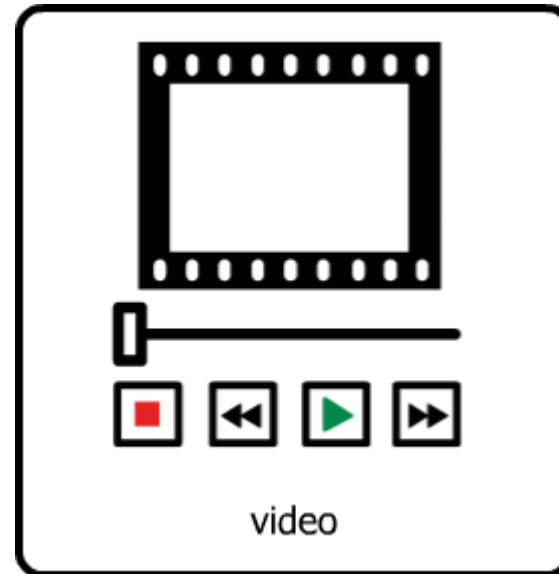
Activity

Use the letter sheet and dabber to compare if there are the same letters in both of your names!



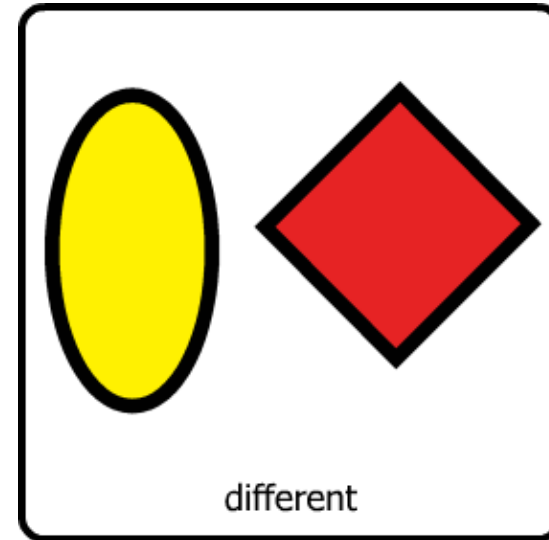

Quiz questions about the lesson:

1- What kind of reading did we learn about today?

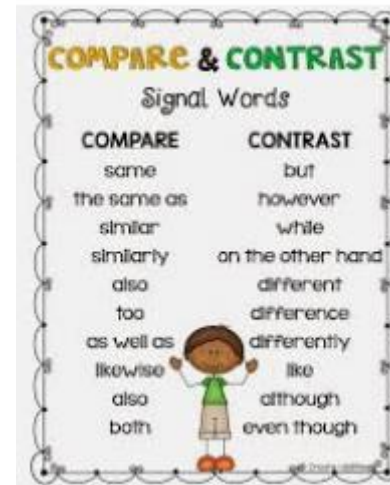



Quiz questions about the lesson:

2- What kind of letters did we identify today?



Today we learned about acrostic poems and identified the same parts(letters) in two poems. Here are some pictures of what we learned and did!



We are ALL DONE!

- Teacher says “_____ is All Done! Time for _____!”
- Teacher says “Everyone check schedule!”
- Teacher changes the classroom schedule.
- Paras will assist individual students with checking schedules.

