

*one per student

1

2

3

Reading


The Three Little Pigs

Today we will identify the setting in the story.
Here are some pictures of what we will be learning about or doing today.

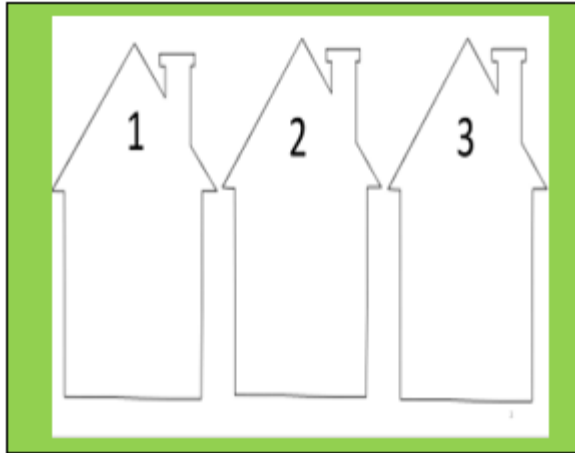
The Three Little Pigs



Retold by Alyse Sweeney
Illustrated by Roberta Collier-Morales



The materials needed for this lesson are...



straw



red construction
paper cut in small
squares




popsicle sticks

The Three Little Pigs



Retold by Alyse Sweeney
Illustrated by Roberta Collier-Morales



glue



"brick" manipulative

The vocabulary for today's lesson is....



The Three Little Pigs



Retold by Alyse Sweeney
Illustrated by Roberta Collier-Morales



Once upon a time, there lived three little pigs.

One day the pigs left home.

It was time for them to build homes of their own.



The first little pig built a straw house. When he was done, he sat down to eat lunch.

He happily slurped and chewed until . . .



straw

***pass around straw. Is it strong? Can you break it?



Suddenly, he heard a knock on the door.

It was a wolf!



"Little pig, little pig, let me come in," said the wolf.

"Not by the hair of my chinny, chin, chin!" said the little pig.

"Then I'll huff, and I'll puff, and I'll blow your house in," growled the wolf.

Where did the first little pig live?



In the house of straw that he built himself.



The wolf huffed and puffed and puffed and huffed and blew the house in.

Whoosh!

The house became a haystack. The little pig ran to his brother's house.



The second little pig built his house out of sticks.

The first little pig told his brother about the wolf.

“Sticks are stronger than straw,” said the second little pig, unafraid.

***pass around sticks. Do the stick feel stronger than the straw?





That's when they heard a knock on the door.



"Little pigs, little pigs, let me come in," said the wolf.

"Not by the hairs of our chinny, chin, chins!" answered the little pigs.

"Then I'll huff, and I'll puff, and I'll blow your house in," growled the wolf.

Where did the second little pig live?



In the house of sticks that he built himself.



The wolf huffed and puffed and puffed and huffed and blew the house in.

The little pigs ran all the way to their brother's house.



The third little pig built a brick house. He was baking pies when his brothers burst in, crying about the wolf.

"Let's see the wolf blow down *this* house," boasted the third little pig.

***pass around brick. Does the brick feel stronger than the sticks?



brick

Where did the third little pig live?



In the house of bricks that he built himself.



Knock. Knock. Knock.
The three little pigs looked
at the door.



"Little pigs, little pigs, let me come in,"
yelled the wolf.
"Not by the hairs of our chinny, chin,
chins!" shouted the little pigs.
"Then I'll huff, and I'll puff, and
I'll blow your house in," growled
the wolf.



The wolf huffed and puffed and puffed and huffed and—



—fell over.


The wolf lay on the ground, out of breath.

The three little pigs lived happily ever after—baking pies in the strong brick house.




Where did this take place? At the house of bricks. Built by the third little pig.

The End



The **setting** in the story identifies **WHERE** the story takes place. Our story today took place at the three different houses where the little pigs lived.



Activity:

Lets make a story showing the setting in our story.



We Need...



straw



red construction
paper




popsicle sticks



worksheet



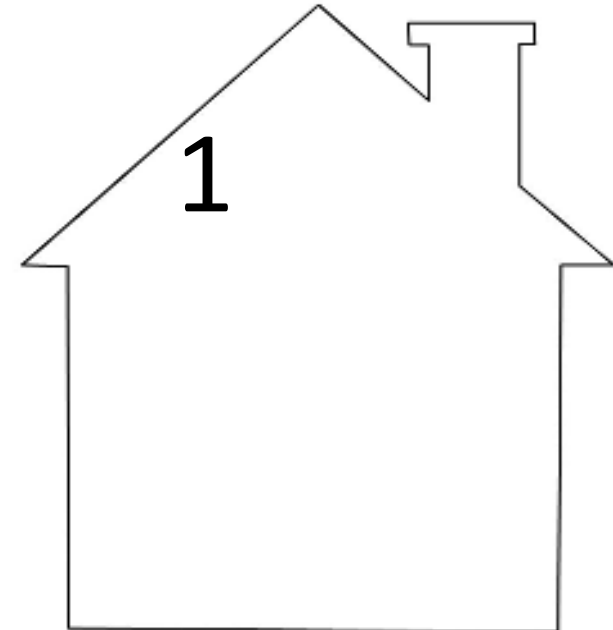
glue



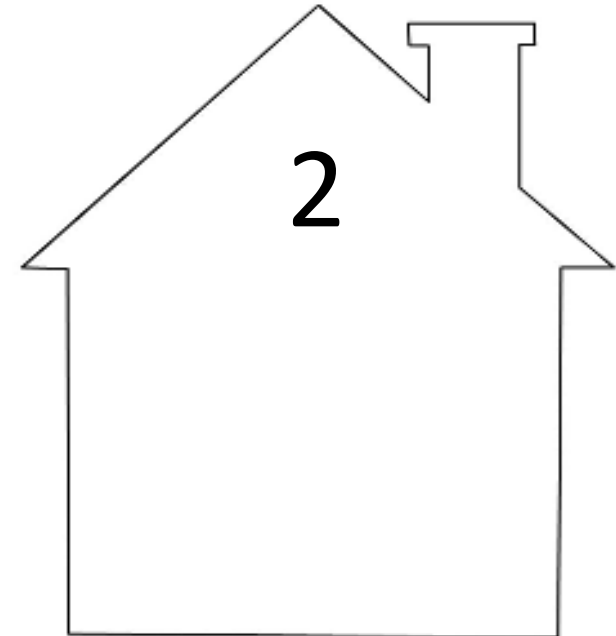
Activity steps...



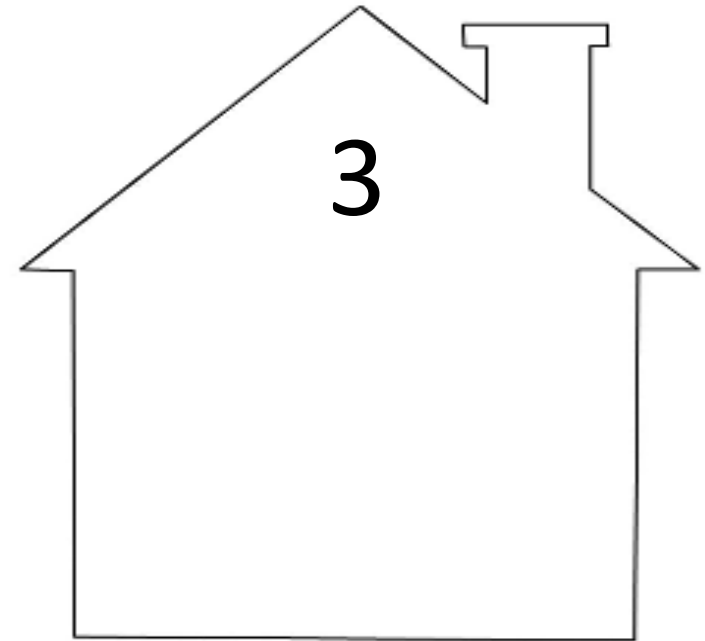

1. The first place **where** this story takes place is in the house of straw **where** the first little pig lived. Glue the straw onto the first little pigs house.




2. The second place **where** this story takes place is in the house of sticks. It was **where** the 2nd little pig lived. **Glue sticks onto the 2nd little pig's house.**




3. The third place **where** this story takes place is in the house of bricks, **where** the third little pig lived. **Glue the bricks onto the third little pig's house.**



Glue your work onto light green construction paper to frame it. Paste the **setting** or **where** picture on your paper.



Today we learned about the **setting** of the story which is **where** the story takes place.




Our story took place in three different houses.

The first house **where** our story took place was a house of straw that the first little pig built.



The second house **where** our story took place was made out of sticks that the 2nd little pig built.



The third house **where** our story took place was a house of bricks that the third little pig built.



brick



Quiz Questions about today's lesson:

- Where is the setting in today's story?



2. What did we learn about today? Did we learn about the setting or about the characters.



We are ALL DONE!

- Teacher says “_____ is All Done! Time for _____!”
- Teacher says “Everyone check schedule!”
- Teacher changes the classroom schedule.
- Paras will assist individual students with checking schedules.

