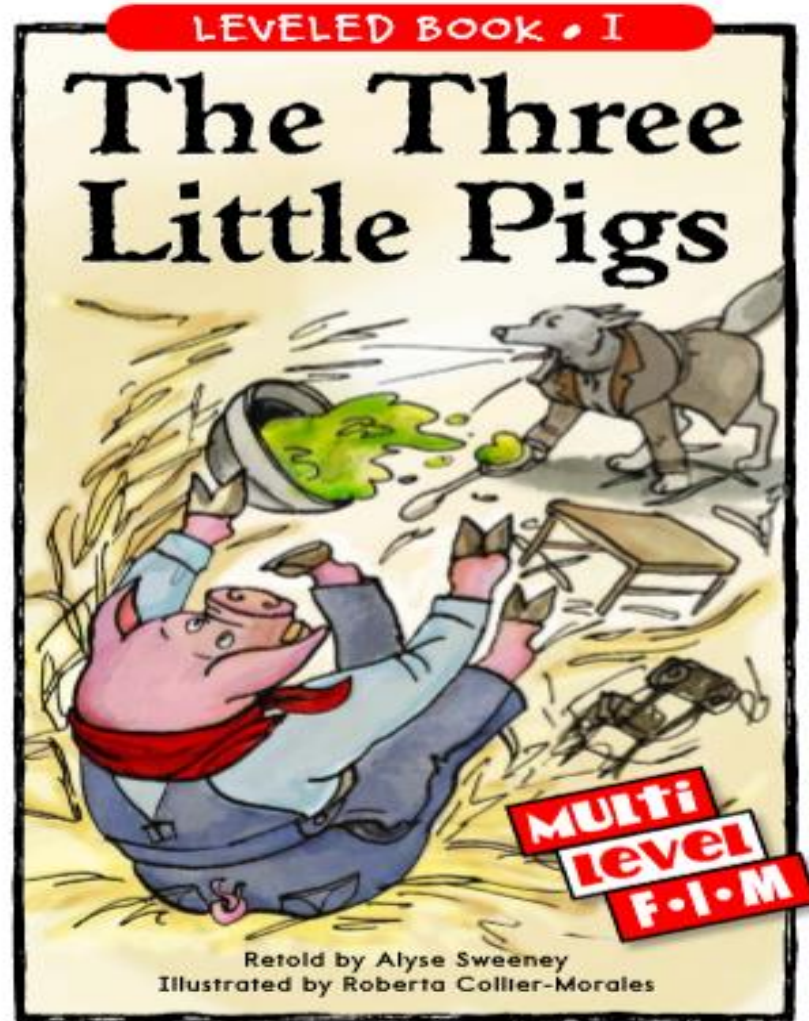


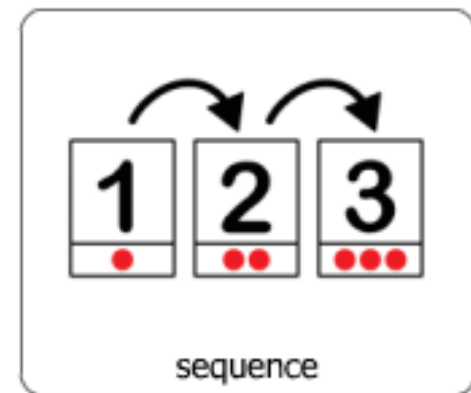
Reading- Fairy Tales



Today we will be learning about Fairy Tales. Fairy tales usually have a **problem** and a **solution**



We will also learn about the sequence of the story. The sequence is what happens in the beginning, middle, and end.



The materials needed for this lesson are...



straw



red construction
paper cut in small
squares



popsicle sticks



worksheet





glue



"brick" manipulative

***Worksheet- print out last
2 slides

The vocabulary for today's lesson is....




Here are some pictures of what we will be learning about or doing today....

The Three Little Pigs



Retold by Alyse Sweeney
Illustrated by Roberta Collier-Morales



The Three Little Pigs



Retold by Alyse Sweeney
Illustrated by Roberta Collier-Morales



Once upon a time, there lived three little pigs.

One day the pigs left home.

It was time for them to build homes of their own.



The first little pig built a straw house.

When he was done, he sat down to eat lunch.

He happily slurped and chewed until . . .

***pass around straw. Is it strong? Can you break it?



straw



Suddenly, he heard a knock on the door.

It was a wolf!



"Little pig, little pig, let me come in," said the wolf.

"Not by the hair of my chinny, chin, chin!" said the little pig.

"Then I'll huff, and I'll puff, and I'll blow your house in," growled the wolf.

***What is the Problem? – The house was not strong enough, the wolf blew it down!



The wolf huffed and puffed and puffed and huffed and blew the house in.

Whoosh!

The house became a haystack.
The little pig ran to his brother's house.



The second little pig built his house out of sticks.

The first little pig told his brother about the wolf.

"Sticks are stronger than straw," said the second little pig, unafraid.

***pass around sticks. Does the stick feel stronger than the straw?



sticks



That's when they heard a knock on the door.



"Little pigs, little pigs, let me come in," said the wolf.

"Not by the hairs of our chinny, chin, chins!" answered the little pigs.

"Then I'll huff, and I'll puff, and I'll blow your house in," growled the wolf.



***What is the Problem? – The house was not strong enough the wolf blew it down!

The wolf huffed and puffed and puffed and huffed and blew the house in.
The little pigs ran all the way to their brother's house.



The third little pig built a brick house. He was baking pies when his brothers burst in, crying about the wolf.
“Let’s see the wolf blow down *this* house,” boasted the third little pig.

***pass around brick. Does the brick feel stronger than the sticks?



brick



Knock. Knock. Knock.

The three little pigs looked at the door.



"Little pigs, little pigs, let me come in," yelled the wolf.

"Not by the hairs of our chinny, chin, chins!" shouted the little pigs.

"Then I'll huff, and I'll puff, and I'll blow your house in," growled the wolf.



The wolf huffed and puffed and puffed and huffed and—




—fell over.

The wolf lay on the ground, out of breath.

The three little pigs lived happily ever after—baking pies in the strong brick house.

***What is the Solution? – Build a strong house out of bricks!

The End



Activity:

Lets make a story sequence!

We Need...



straw



red construction
paper




popsicle sticks



worksheet

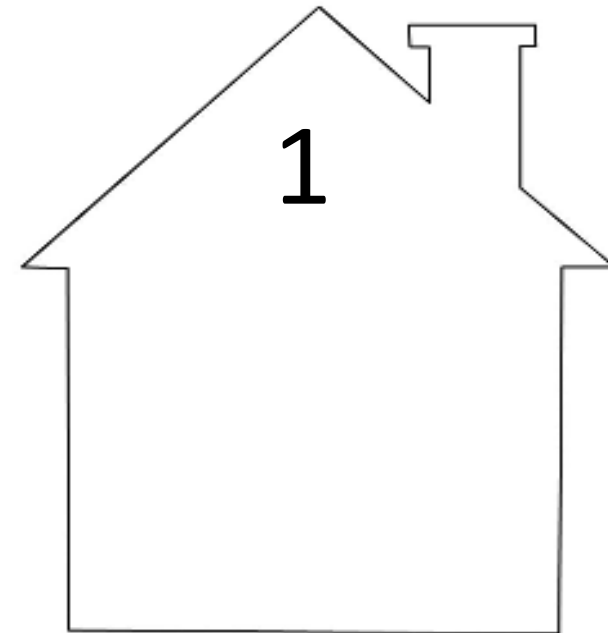


glue

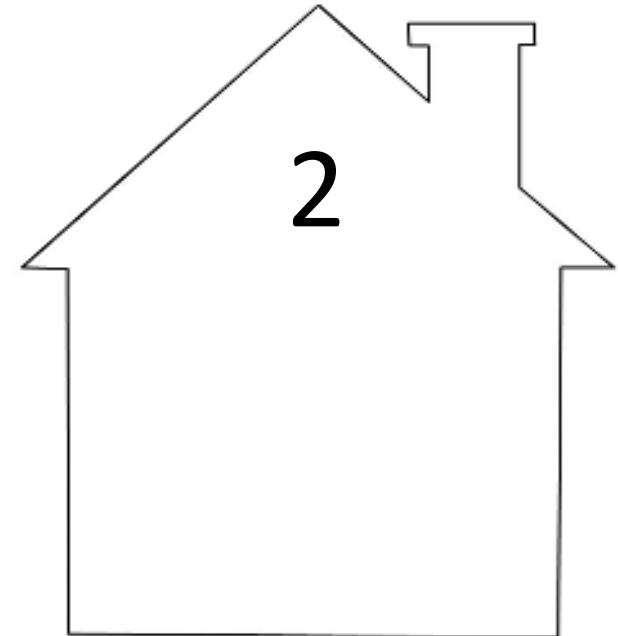


The steps for today's activity are...

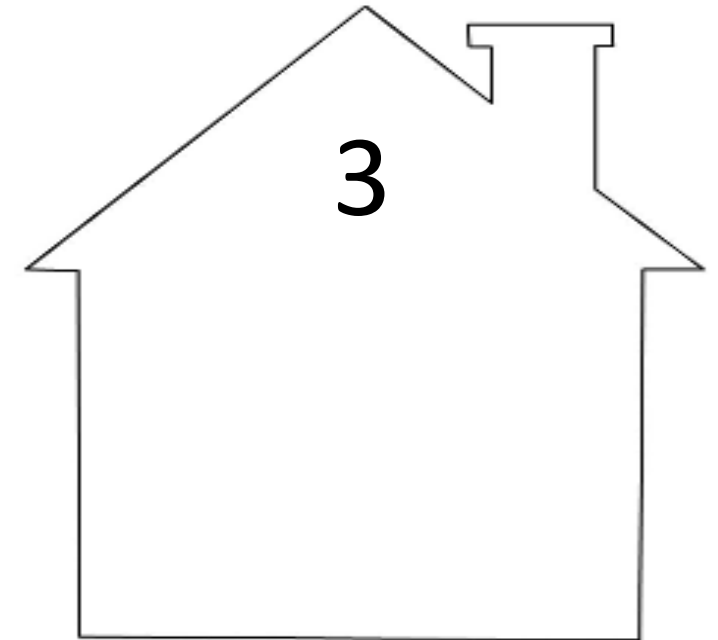

1. The first pig made his house out of straw.
Glue straw onto house number 1.



2. The second pig made his house out of sticks. Glue sticks onto house number 2.



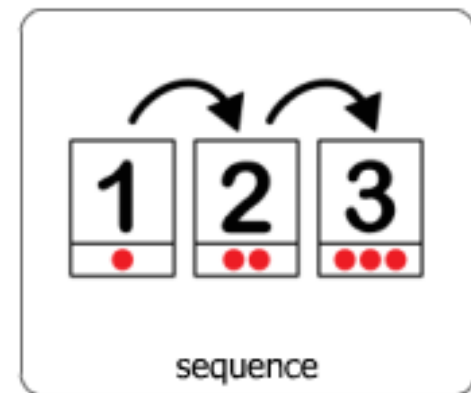
3. The third pig made his house out of bricks. Glue red paper “bricks” onto house number 3.



Today we learned about Fairy Tales. Fairy tales usually have a **problem** and a **solution**




We also learned about the sequence of the story. The sequence is what happens in the beginning, middle, and end.



Quiz Questions about today's lesson:

- What type of reading is *The Three Little Pigs*?



Quiz Questions about today's lesson:

- Which picture shows the problem?



Quiz Questions about today's lesson:

- Which picture shows the solution?



We are ALL DONE!

- Teacher says “_____ is All Done! Time for _____!”
- Teacher says “Everyone check schedule!”
- Teacher changes the classroom schedule.
- Paras will assist individual students with checking schedules.



*one per student

1

2

3

*one per student

