

Sequencing: 1 per student



Activity: 1 per student

# Sequence the events in the story.

Beginning



Middle



End




# Reading

Fairy Tale-Stone Soup


LEVELED BOOK • D

## Stone Soup

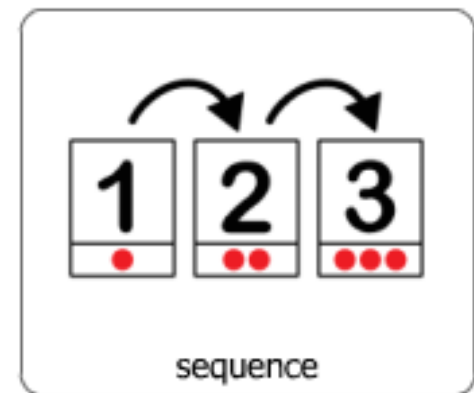


Written by Karen Mockler • Illustrated by Lauren Gallegos

Today we will be learning about Fairy Tales. Fairy tales usually have a **problem** and a **solution**




We will also learn about the sequence of the story. The sequence is what happens in the beginning, middle, and end.




# Materials needed for this lesson:

\*Cut and paste sequencing activity at the end of the slides.




# Vocabulary words for today's lesson:



Here are some real pictures to go along with today's lesson:




Use the real materials to build the Stone Soup while reading the story.





We are going to read the Fairy Tale, “Stone Soup.”





Fox was poor and hungry.  
No one would feed him.  
He had an idea.



“I will make stone soup for everyone. First, I need a big pot and some water,” he said.



Bear brought a big pot.



Elephant brought some water.



Fox placed a stone into the pot of water.



Rabbit brought some carrots.



Mouse brought some beans.





Other animals brought onions.  
They brought peas and potatoes.




The stone soup had become a feast!  
Everyone ate until they were full.

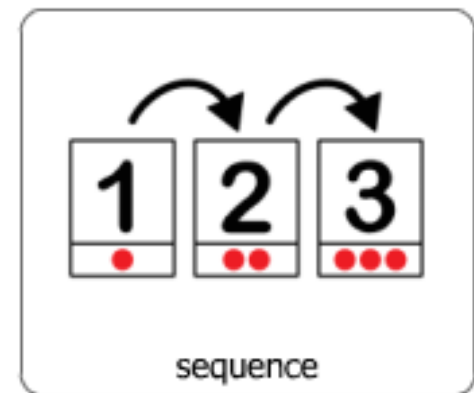
# Activity: Sequence the events in the story.

- 1. Work on the worksheet with your child

Today we learned about Fairy Tales. Fairy tales usually have a **problem** and a **solution**



We also learned about the sequence of the story. The sequence is what happens in the beginning, middle, and end.




# Quiz Questions:

Who was hungry and poor?



fox



polar bear



pig

## Quiz Questions:

What did Fox use to trick the other characters?



donuts




sun



stone

## Quiz Questions:

What type of reading is *Stone Soup*?



# We are ALL DONE!

- Teacher says “\_\_\_\_\_ is All Done! Time for \_\_\_\_\_!”
- Teacher says “Everyone check schedule!”
- Teacher changes the classroom schedule.
- Paras will assist individual students with checking schedules.

