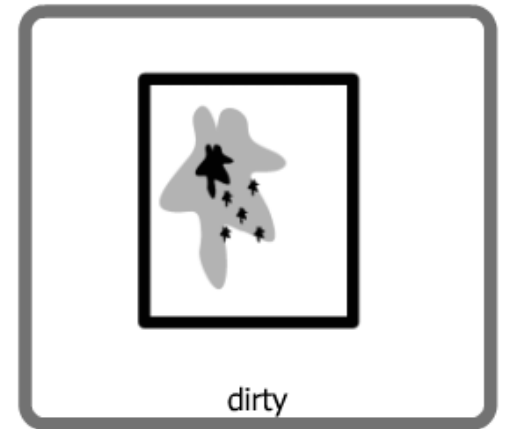
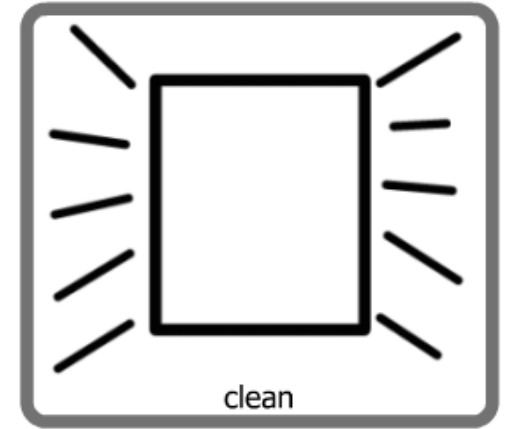


Personal Hygiene

Washing Hands

Sometimes our hands gets dirty and we need to wash them.



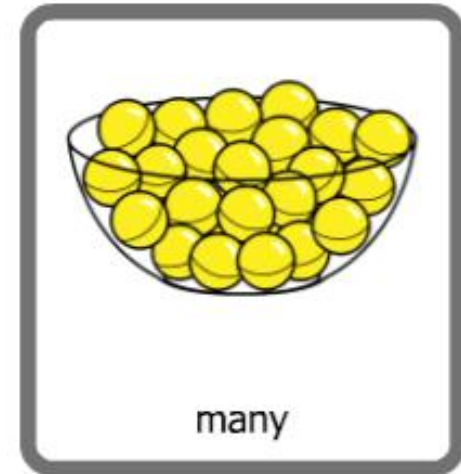
Find “clean” and “dirty” on your device. Have a few students come up and circle the core words or use core board.

To help get your hands clean, you will use soap.
Soap helps get the germs off your hands.

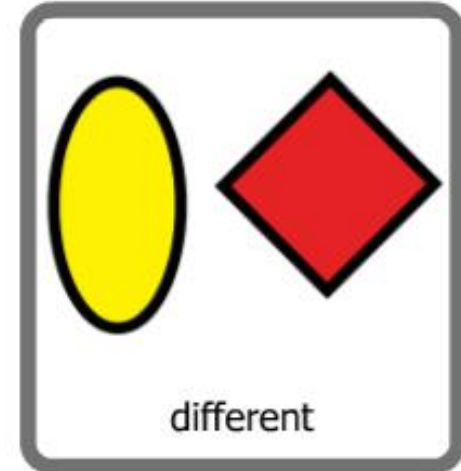
Find “help” and
“wet” on your
device or use core
words board. Have a
few students come
up to circle the
words on
smartboard.



There are many different types of soap. If you do not have a sink you can also use hand sanitizer to clean your hands.



many



different

Have students come up and circle the different types of soap. Have students find “different” and “many” on their device or circle on the board



Washing your hands helps your body stay healthy.



Have students come up and circle healthy. Students can also find “healthy” on their device.

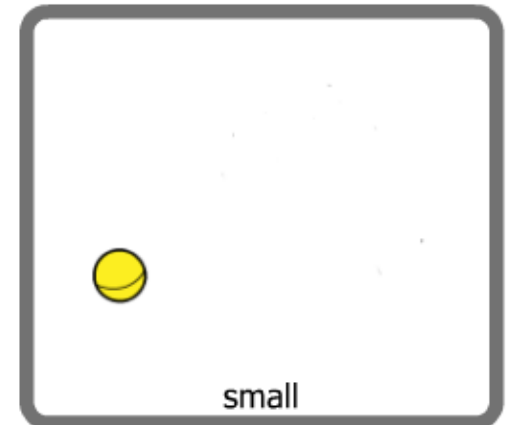
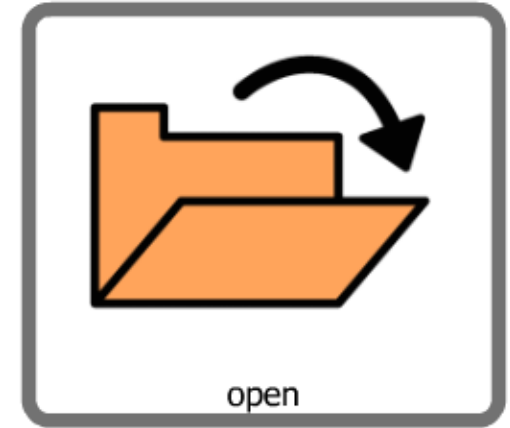


It is important to wash your hands before you eat, cook or after you go to the bathroom.



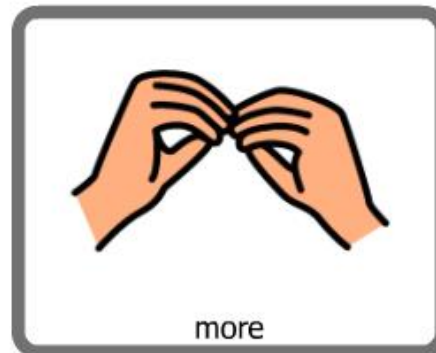
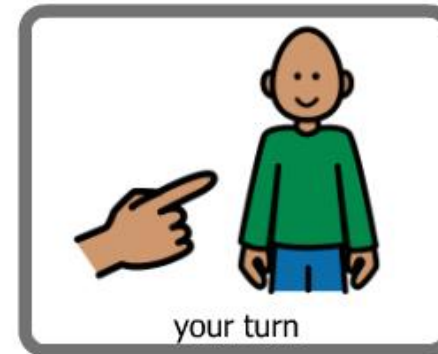
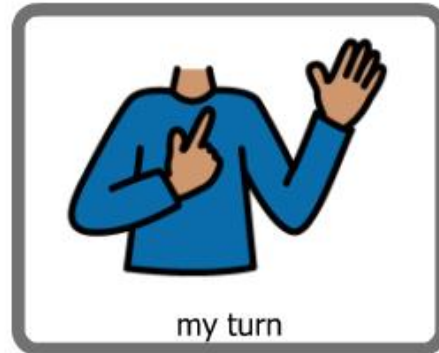
Have students take turns coming up to the board to find these words. Have them find “eat” and “bathroom” on their device.

Open the soap and pump a small amount onto your hands.



Find “open” and “small” on your device. Have students come up and circle the words.

First, it is my turn to model how to wash my hands. I will rinse my hands and then put soap on them. Next I will scrub my hands together. Then I will rinse off the soap. Then it is your turn to try and wash your hands.



Have students find “my turn” on device or PECS board. Have them try lotion and then request more or all done.

After you wash your hands they are...

