

Math

Survey: Favorite Fairy Tale

Today we will be constructing a graph after collecting data using a school survey.


What is your favorite fairy tale?

7			
6			
5			
4			
3			
2			
1			
			

The materials needed for this lesson are...

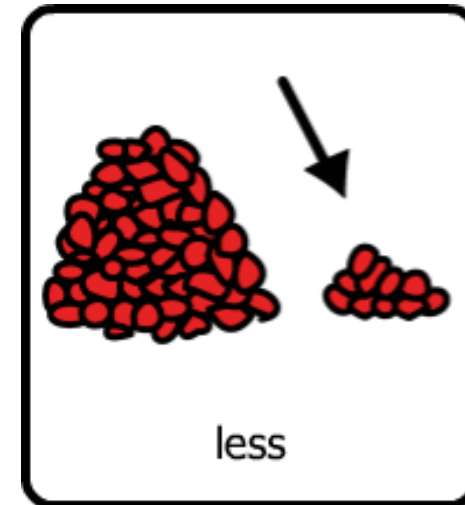
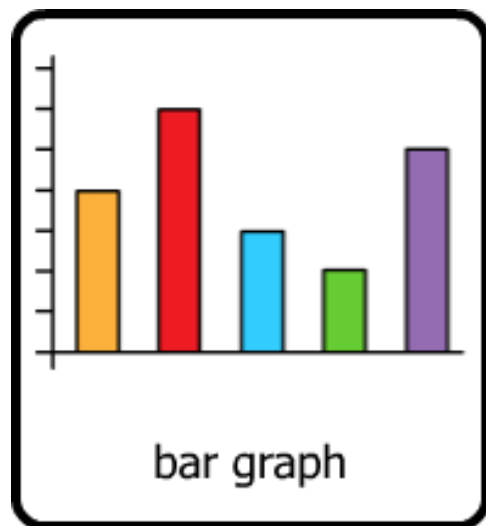
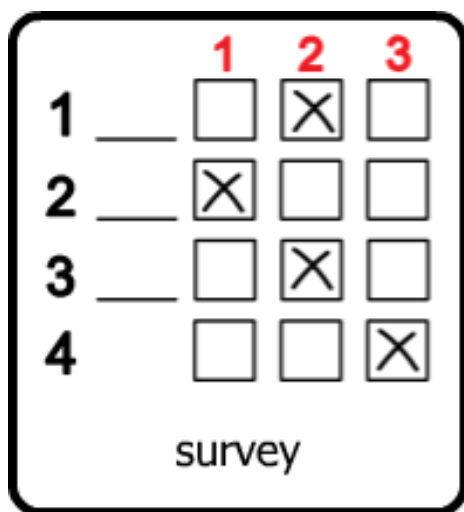
What is your favorite fairy tale?

7			
6			
5			
4			
3			
2			
1			
			



Magnets

The vocabulary for today's lesson:



Step 1: Review the survey question we are going to ask out classmates.

What is your Favorite Fairy Tale?



Humpty Dumpty



Little Miss Muffet



The 3 Little Pigs

Here are some videos if you need to review...

Humpty Dumpty



<https://www.youtube.com/watch?v=nrv495corBc>

Little Miss Muffet



<https://www.youtube.com/watch?v=74G7cUzNKbc>

The 3 Little Pigs



<https://www.youtube.com/watch?v=R3Gx8InTAjM>

Step 2: Survey Time!

Using your materials, you will ask other students and staff in your classroom the question.

	1	2	3
1	<input type="checkbox"/>	<input checked="" type="checkbox"/>	<input type="checkbox"/>
2	<input checked="" type="checkbox"/>	<input type="checkbox"/>	<input type="checkbox"/>
3	<input type="checkbox"/>	<input checked="" type="checkbox"/>	<input type="checkbox"/>
4	<input type="checkbox"/>	<input type="checkbox"/>	<input checked="" type="checkbox"/>


survey

What is your favorite fairy tale?

Humpty Dumpty	Little Miss Muffet	The 3 Little Pigs
		



Step 3: Transfer the data you took onto your own bar graph.



What type of fossil do you like?

7			
6			
5			
4			
3			
2			
1			
			

Step 4: Make a group graph!

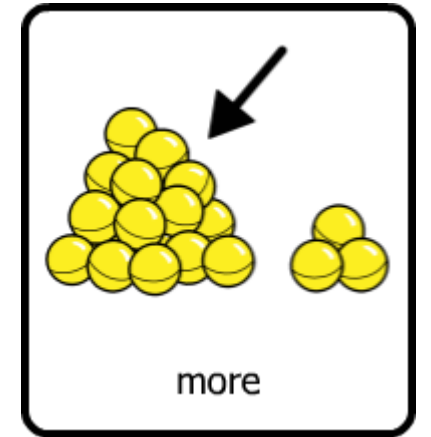
Have students take turns identifying how many votes they have in each category.

Add their total to this graph!

7			
6			
5			
4			
3			
2			
1			

Step 5: Analyze the Data

Which category has the most?



Humpty Dumpty

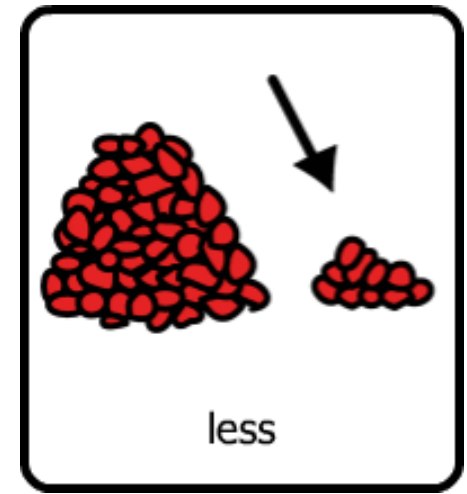


Little Miss Muffet



The 3 Little Pigs

Which category has the least?



Humpty Dumpty



Little Miss Muffet



The 3 Little Pigs

Which one was your favorite?



Humpty Dumpty

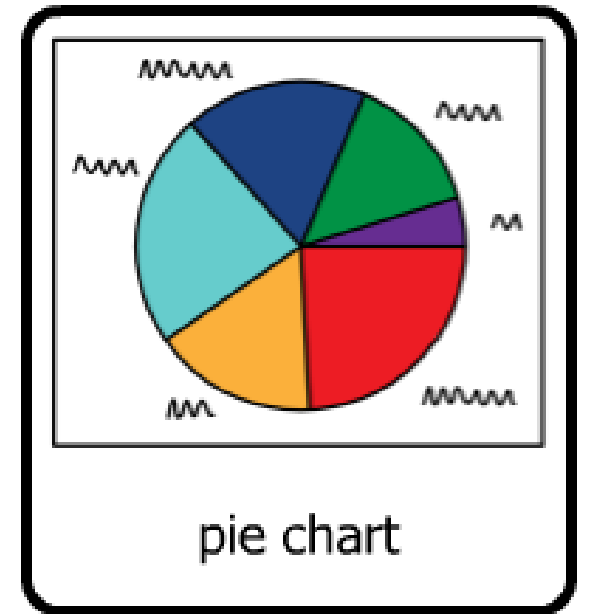
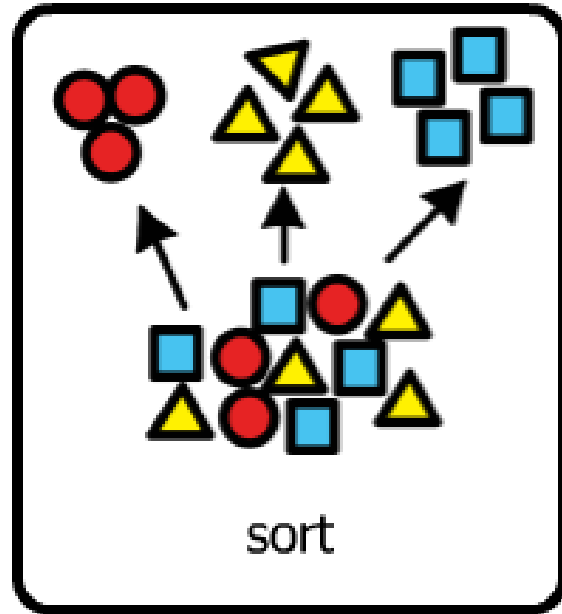
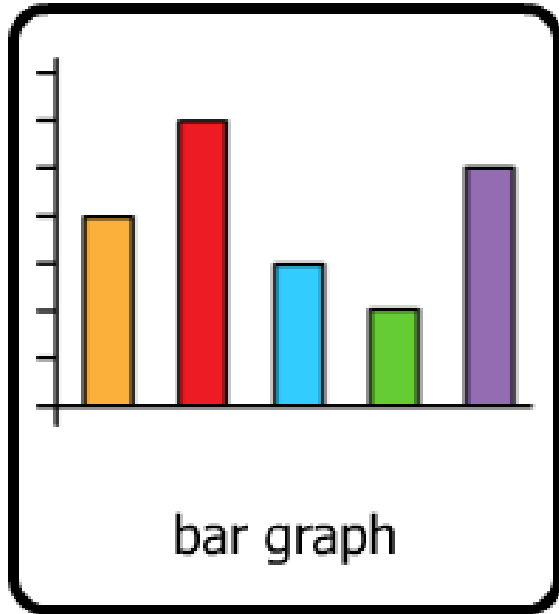


Little Miss Muffet



The 3 Little Pigs

Quiz Question : After collecting data, what kind of graph did you make?



We are ALL DONE!

- Teacher says “_____ is All Done! Time for _____!”
- Teacher says “Everyone check schedule!”
- Teacher changes the classroom schedule.
- Paras will assist individual students with checking schedules.





Humpty Dumpty



Little Miss Muffet



The 3 Little Pigs

What is your favorite fairy tale?

Humpty Dumpty



Little Miss Muffet



The 3 Little Pigs



What is your favorite fairy tale?

Humpty Dumpty



Little Miss Muffet



The 3 Little Pigs



What is your favorite fairy tale?

Humpty Dumpty



Little Miss Muffet



The 3 Little Pigs



What is your favorite fairy tale?

Humpty Dumpty



Little Miss Muffet



The 3 Little Pigs



What is your favorite fairy tale?

7			
6			
5			
4			
3			
2			
1			