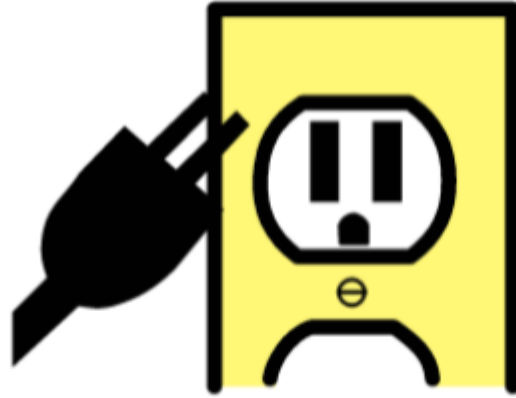


1 copy per student and 2 set on the spinner



iPad



plug



water fountain



light switch





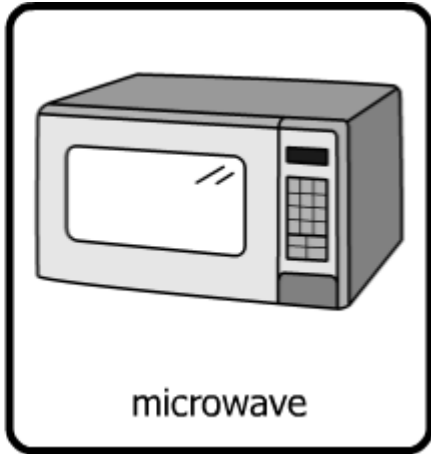
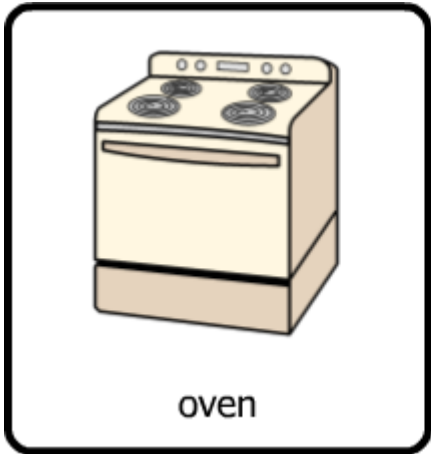

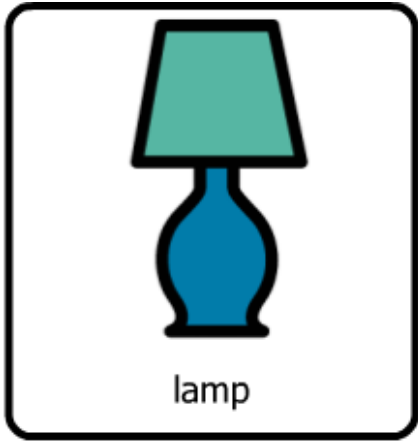


computer



stove

Visual board for story (optional)




# Science

Electricity Works for Us

Today we will be learning about objects that use electricity in our daily lives. We will also go on a scavenger hunt to find items that use electricity!

**We use electricity every day!**

- Electricity does a lot of work for us.
- It lights our homes, warms and cools and helps us clean something....




The illustration shows a variety of everyday electrical items: a vintage television, a white refrigerator, a microwave oven, a four-burner stove, a front-loading washing machine, and a red off-road vehicle. These items are arranged on a light blue background with faint silhouettes of wind turbines.



# The materials needed for this lesson are...

Spinner  
Picture cards  
Scavenger hunt sheet  
markers




1 copy per student  
and 1 set on the  
spinner




Candles

# The vocabulary for today's lesson is....



Energy is another word for power.  
Energy makes things move.  
Energy also makes living things grow.

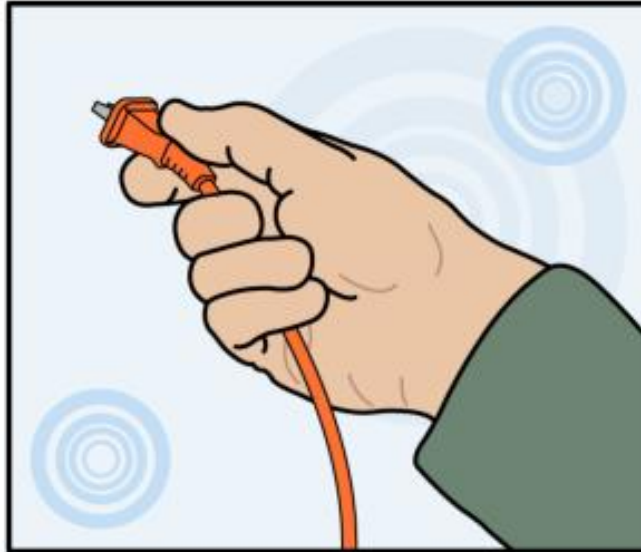


the flow of tiny particles called electrons and protons. It can also mean the energy you get when electrons flow from place to place.  
\*Electricity can be seen in nature in a bolt of lightning.

Step 1: Read the story “Electricity Works for Us”


9

## Chapter 2: Electricity Works for Us






**Mary Beth reads about Laura.  
Laura used a candle for light.  
Life was very different before  
electricity.**



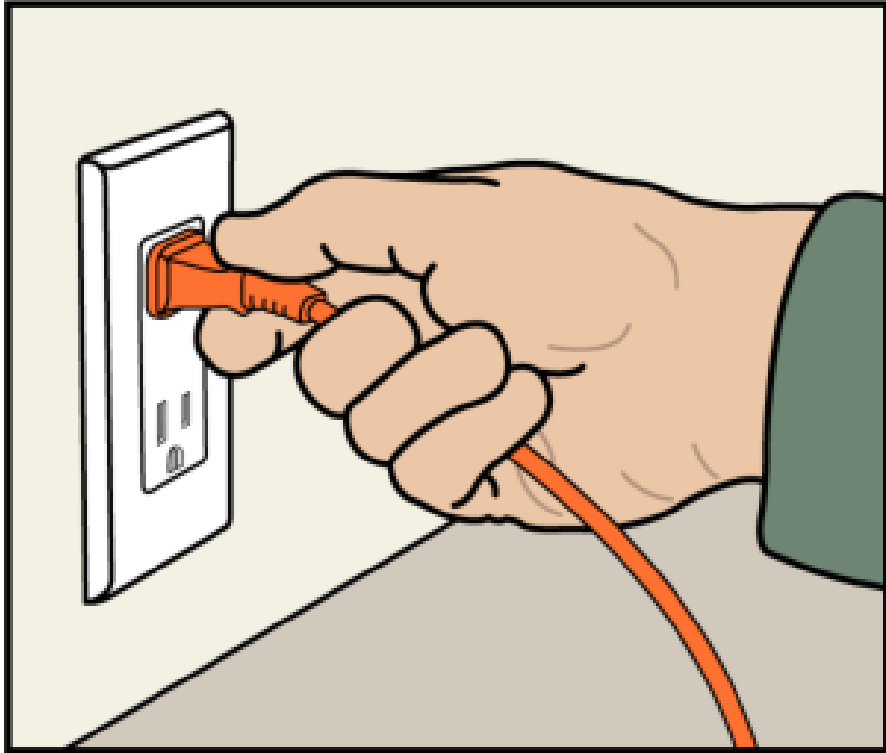
candle



lamp

Pass around candles, show a  
video of candle burning o  
youtube






**Electricity is very important in our lives. Electricity makes our lives easier.**




Model plugging in something







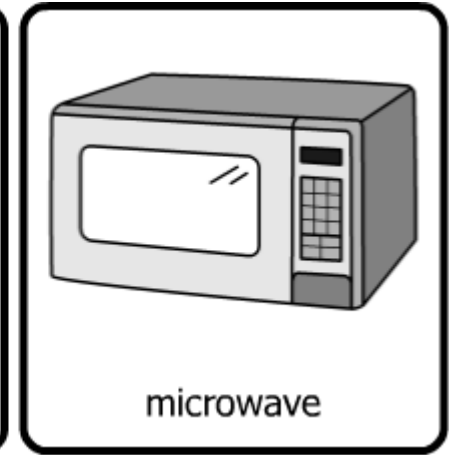
**Many things in houses use electricity. Lamps need electricity to light houses at night.**

Turn the lights off in the classroom quickly, then back on.







oven



microwave

**We use electricity to cook. The oven, stove and microwave all use electricity.**


Lets look around the classroom to see if anything else uses electricity!

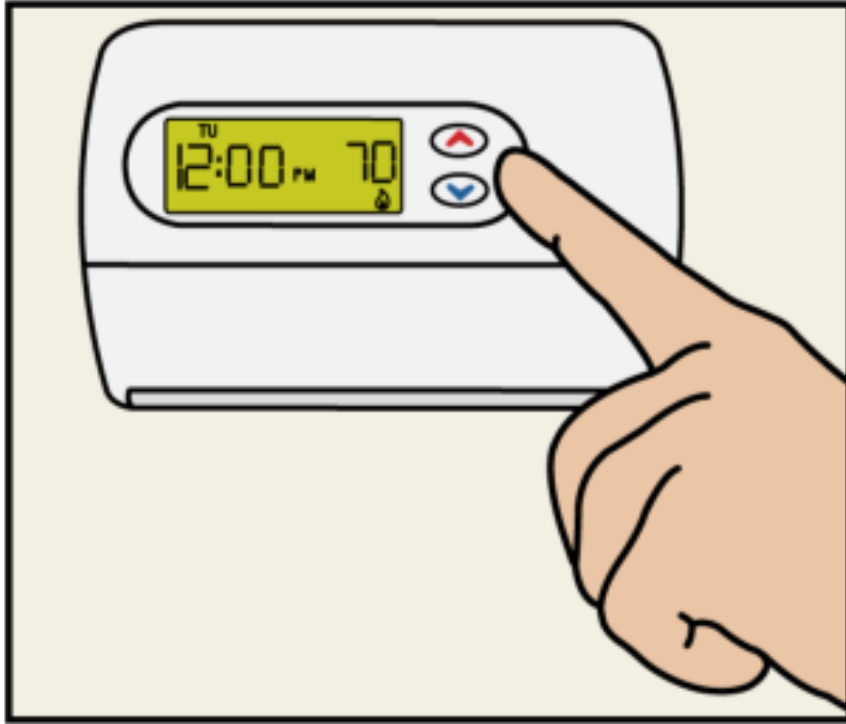


**The refrigerator uses electricity  
to keep our food cold.**




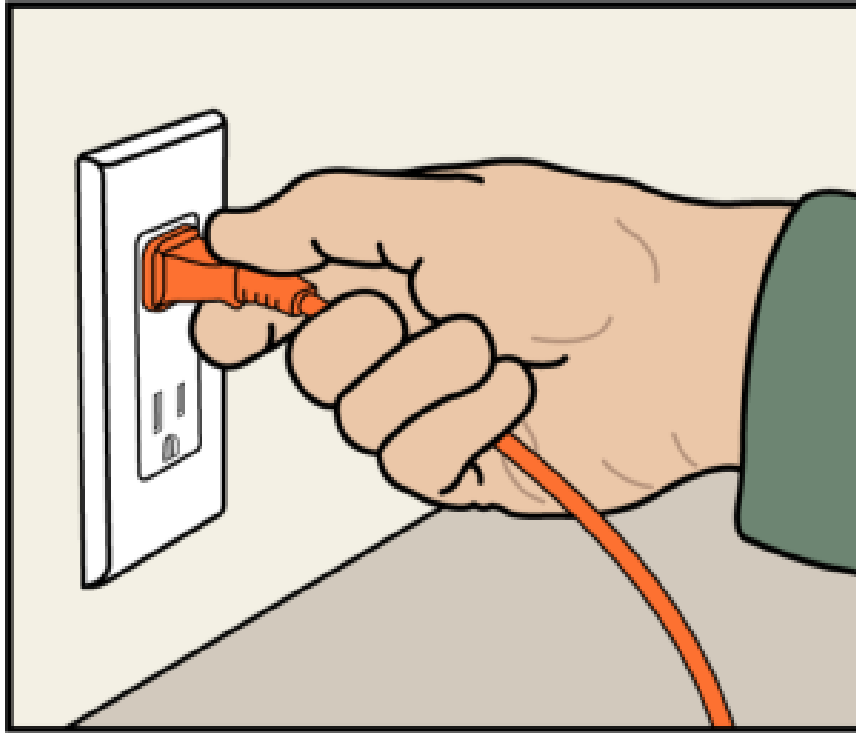
The washing machine gets our clothes clean. The vacuum cleaner keeps the rugs clean. They both use electricity.



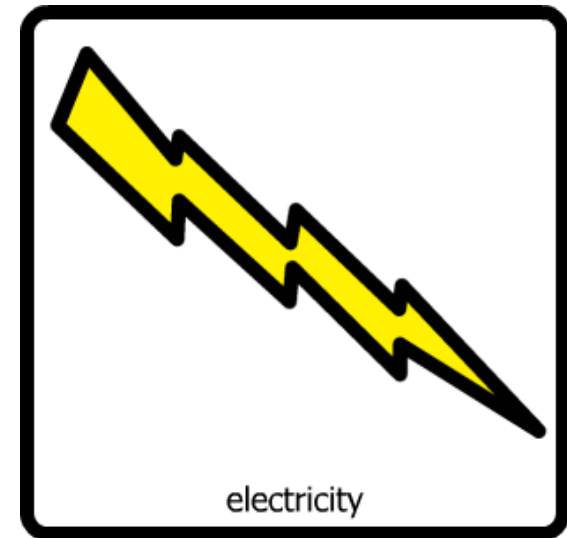


**We use electricity to keep houses warm. We use electricity to keep houses cool.**

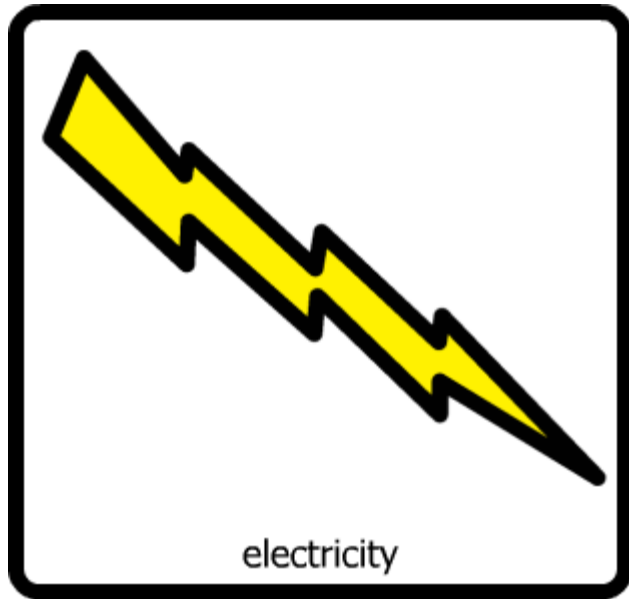





**Our homes need electricity. Our schools need electricity. We use electricity every day.**



# Part 2: Electricity Scavenger Hunt



Pass out scavenger hunt paper to all students. Collect the spinner!


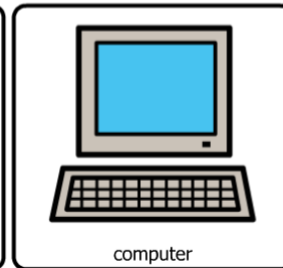
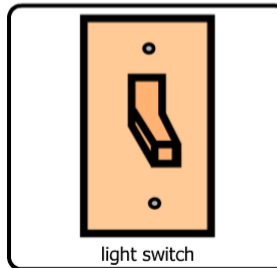
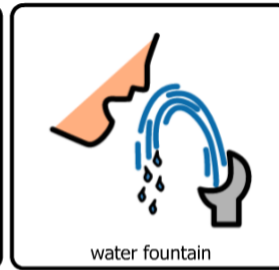
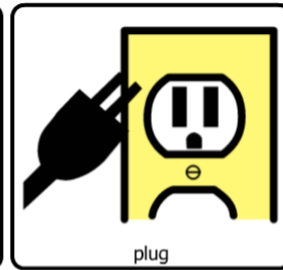




Spin the spinner to find out what electrical item we are going to find!



Go find the item! Put a sticker on the symbol when you have found it! Spin the spinner again and continue until all are found.



Today we learned about identifying objects that use electricity to help us do different tasks. We went on a scavenger hunt to look for different sources of electricity!

## We use electricity every day!



- Electricity does a lot of work for us.

- It lights our homes, warms and cools and helps us clean something....



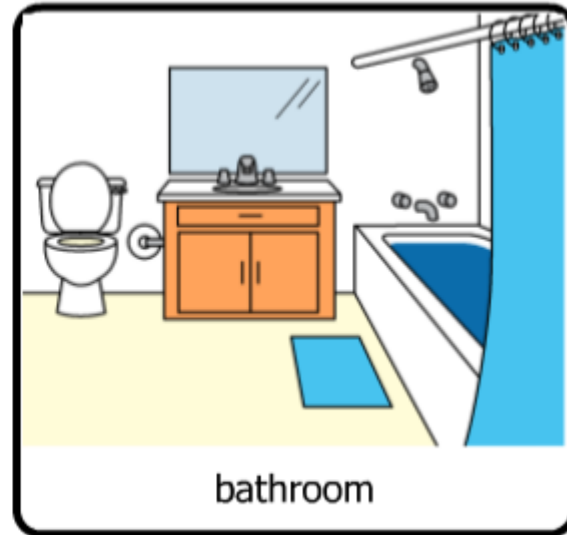
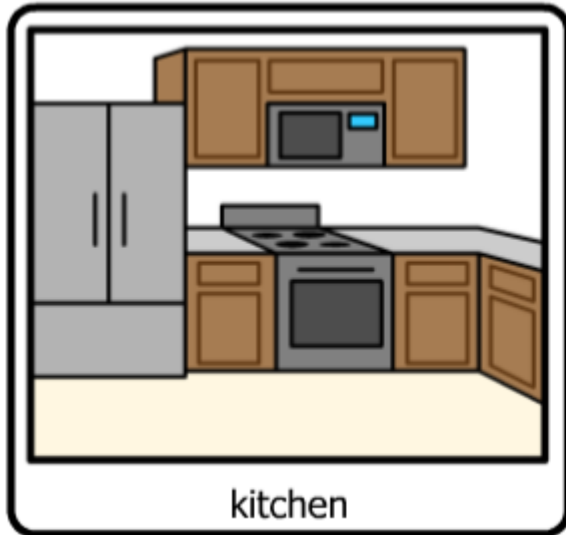
# Quiz Questions about today's lesson:

1. What is the main idea of this lesson?



# Quiz Questions about today's lesson:

2. Where did we find the electric stove in our scavenger hunt?



# We are ALL DONE!

- Teacher says “\_\_\_\_\_ is All Done! Time for \_\_\_\_\_!”
- Teacher says “Everyone check schedule!”
- Teacher changes the classroom schedule.
- Paras will assist individual students with checking schedules.

