

Reading

LotsaPasta

Today we will be learning about poetry and character actions. Here are some pictures of what we are learning and doing.




The vocabulary for today's lesson is....

Have kids stand up, clap hands, put hands up, etc.



A body movement



Telling a story using patterns and rhymes.


Show feather and picture of author

The materials needed for this lesson are...





3 kinds of pasta (NEED 1 spaghetti, 1 manicotti, etc..)

Lotsa Pasta



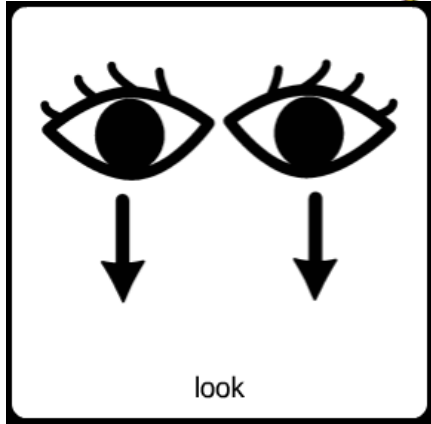
Written by Julie Harding
Illustrated by Signe Nordin

www.readinga-z.com




Have students break a long
raw spaghetti noodle

Spaghetti looks a lot like string.
Bow-tie is my favorite thing.




Have students look through the big noodle (manicotti)




Rigatoni is quite round.

How does penne pasta sound?

+



The sauce on top is often red.
But you can try some cheese instead.



taste


Have kids taste
a pasta piece



Garlic butter tastes quite nice,
And then there's always salsa spice.




Have kids
scoop noodles



Macaroni and alphabet soup
Fit into a spoon's small scoop.

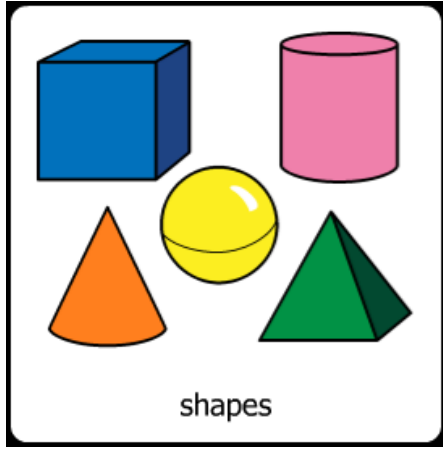
Other noodles must be twirled
By people all around the world.



Twirl the fork

On forks, chopsticks, and fingers, too,
(Unless you cut them up in two).





Show kids
difference in
pasta shapes
or show real
shapes



All sorts of pasta shapes are fun.
Try them all until you're done.

Activity- Now lets make rainbow dyed pasta!

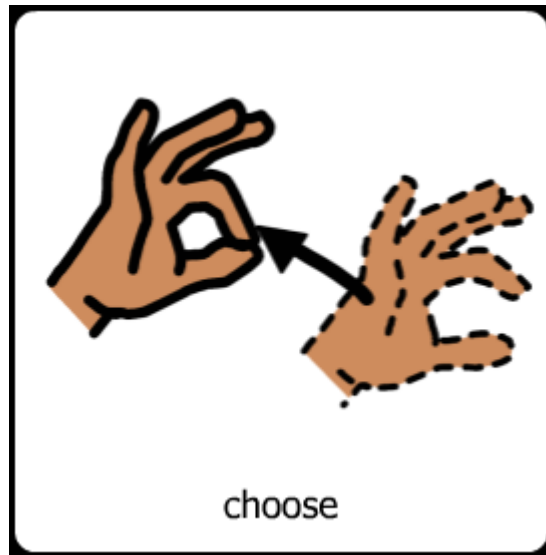
*Remember we are talking about actions per step 😊

We Need...



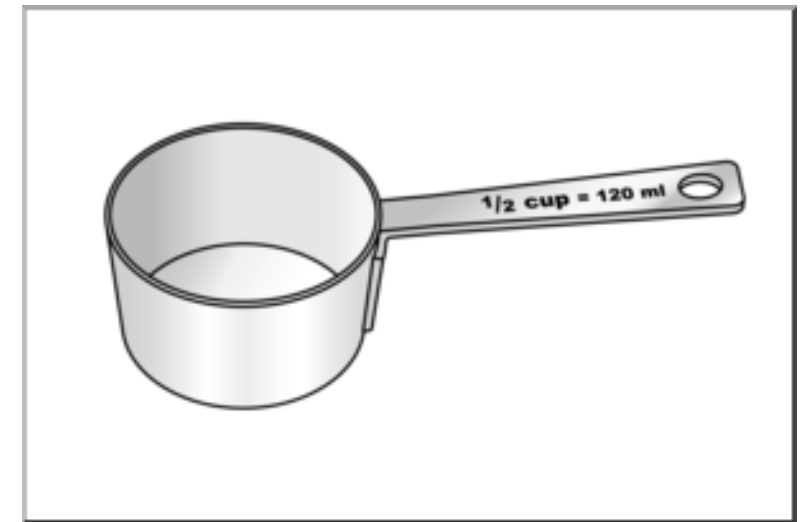
The steps for today's activity are...

Have kids pick which kind of pasta they want to dye.



The steps for today's activity are...

1. **Pour** $\frac{1}{2}$ cup of pasta into a Ziploc bag.




2. **Pour** a teaspoon of rubbing alcohol



3. **Drop** the food coloring into the pasta.



4. Zip the bag closed and **shake** all the ingredients together.



5. **Dump** the bag onto a baking sheet to dry.




We are finished!

- After our rainbow pasta dries we can use it for things like sensory bins or art projects.



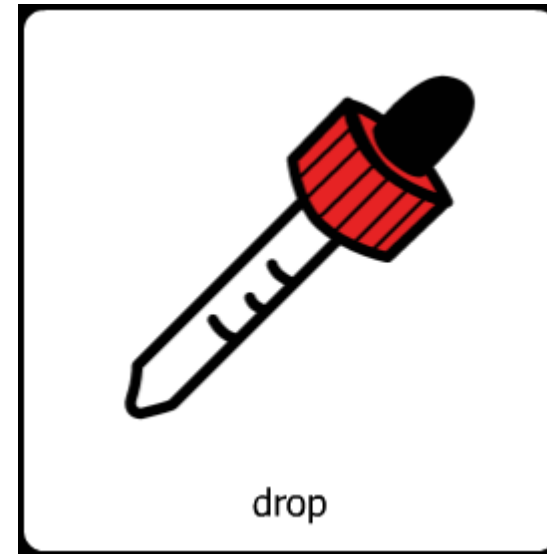

Quiz Questions about today's lesson:

1. What type of reading is Lotsa Pasta?



Quiz Questions about today's lesson:

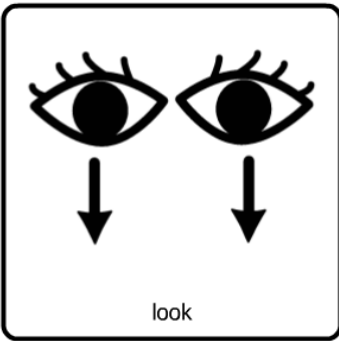
2. What action do we do when we have the ingredients together?




We are ALL DONE!

- Teacher says “_____ is All Done! Time for _____!”
- Teacher says “Everyone check schedule!”
- Teacher changes the classroom schedule.
- Paras will assist individual students with checking schedules.






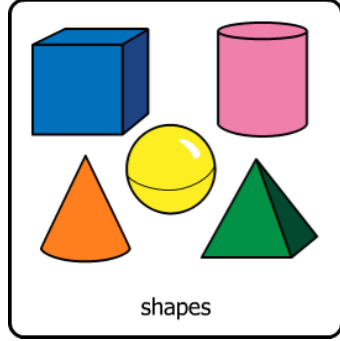
look



break




taste



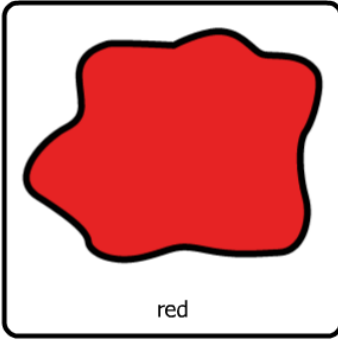
shapes



scoop



twirl



red