

Math Group

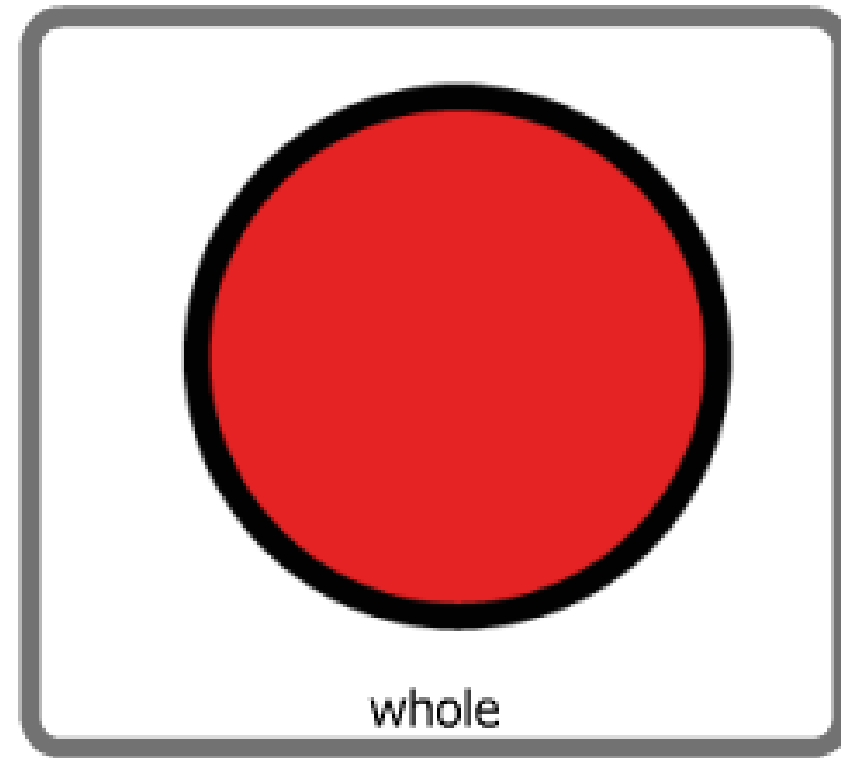
Parts and Whole with Apples



Today we will talk about the math words “part” and “whole” using apples.

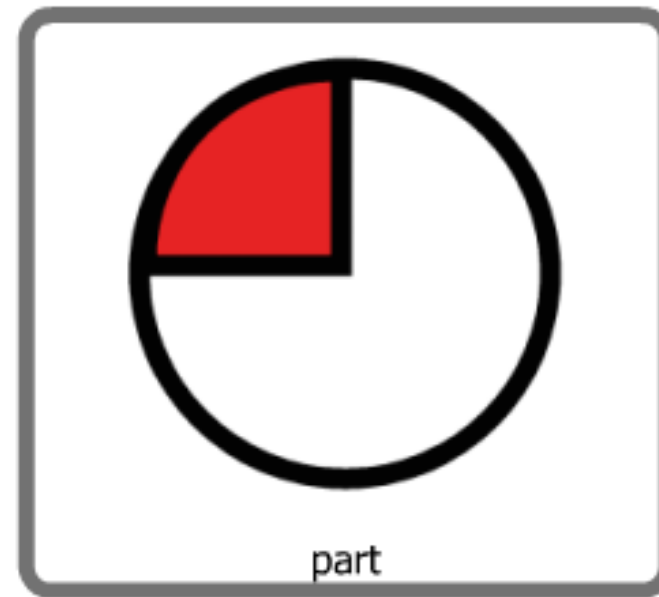


This is a whole. It means the item is in one piece.



Walk from student to student with a whole apple and have them touch "whole" picture.

This is a part. It means the item is in more than one piece.



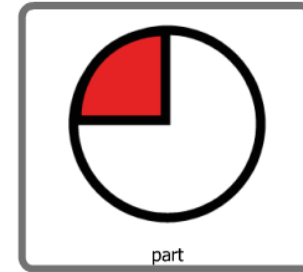
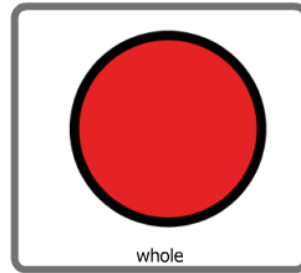
Walk from student to student with a part of an apple and have them touch "part" picture.

You will each get a turn to change your apple from a whole into parts using an apple slicer. I will model it for you first.



Let's review.....

- Is this apple a whole or in parts?



- Is this apple a whole or in parts?

