

Cut and put into sensory bin



old man



little boy



up in the sky




in a chair



dreaming



fall



bad mood




good mood

Cut and put into sensory bin

Use to ask questions for  
comprehension






Characters



Setting



Mood



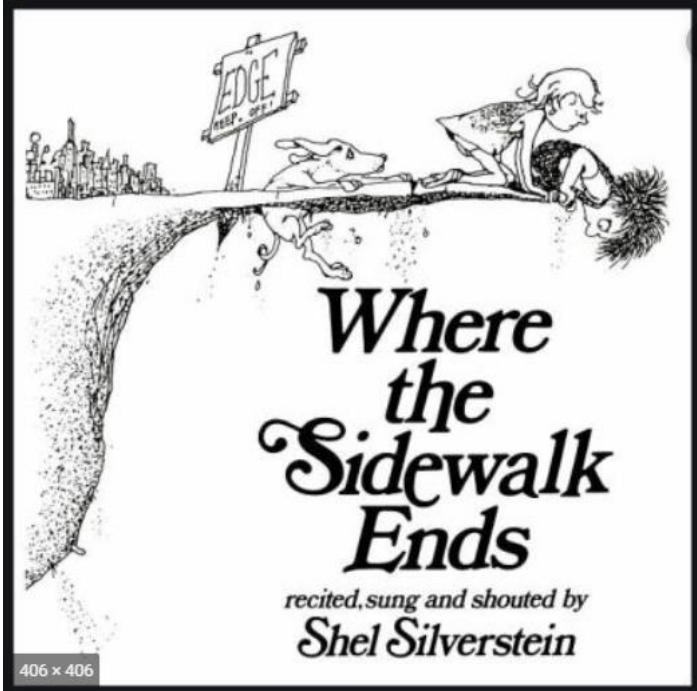
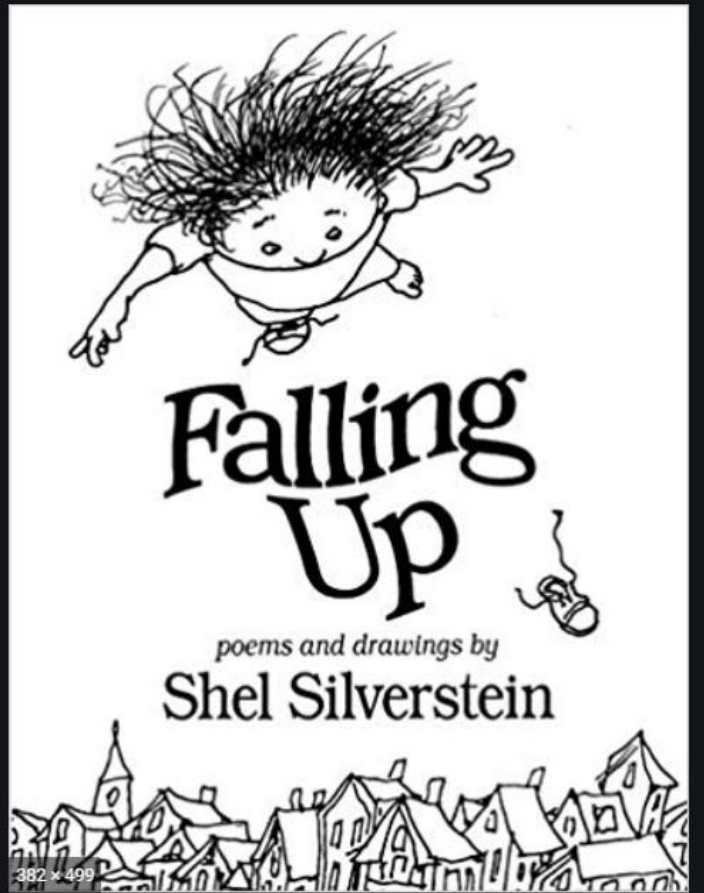

Actions

Print/cut & put  
on the felt  
board

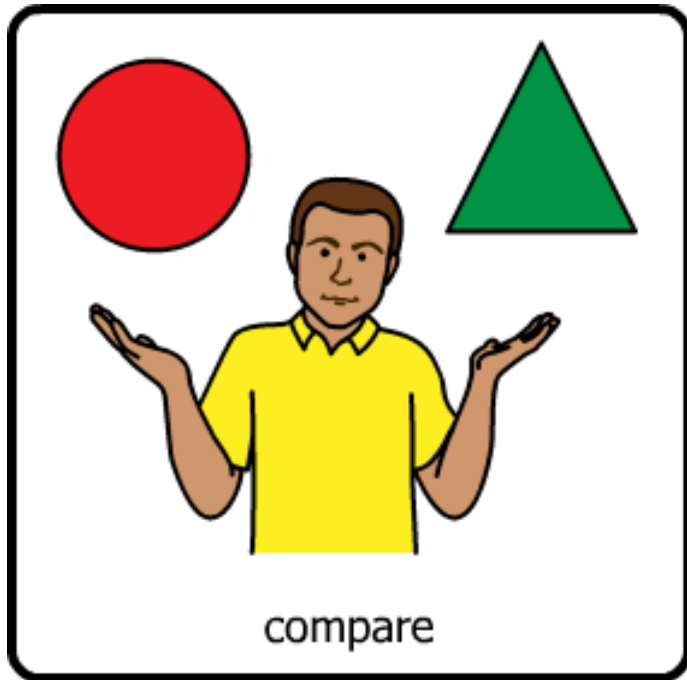
# Reading

Week 1\_Shel Silverstein

Today we are going to learn about Shel Silverstein and compare details from two of his poems. Here are some pictures of what we will be learning and doing.



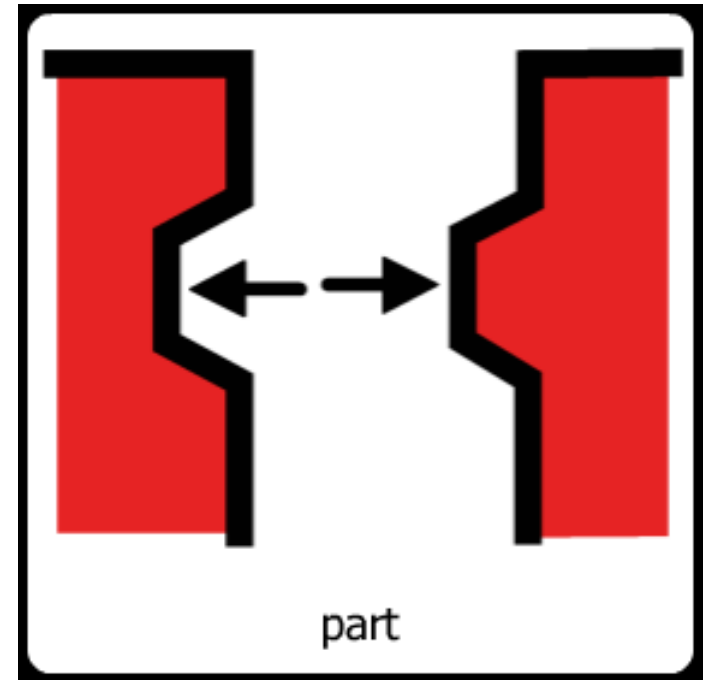
# The vocabulary for the lesson:



Show 2 objects-1 big/1 small




Show poetry book that we've read before



Let kids pull apart marker top

# Materials needed:



Picture cards w/ Velcro



Black felt board



Sensory bin

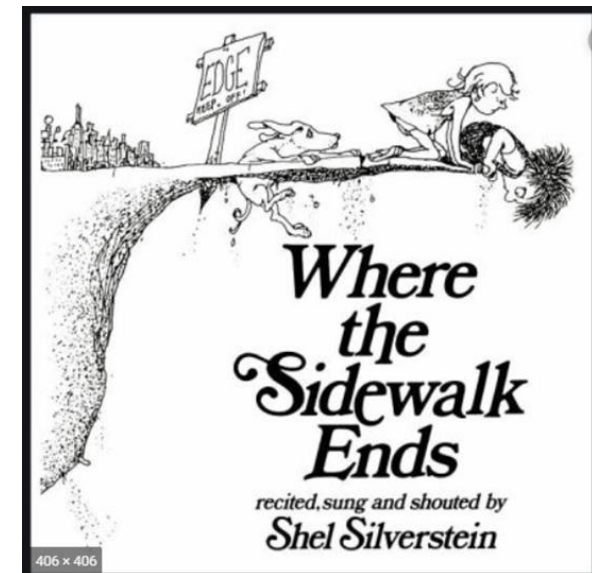

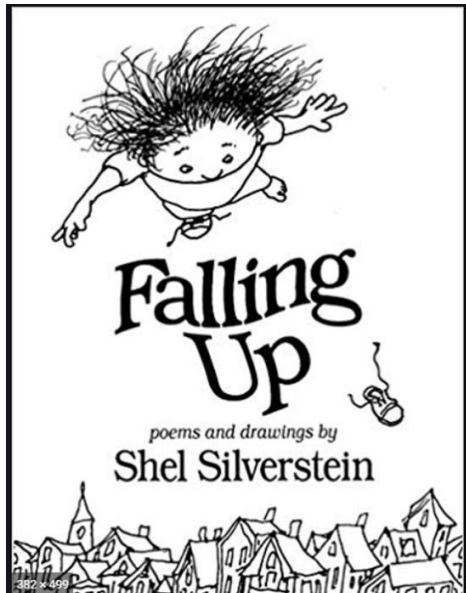


# Who is Shel Silverstein?

Show “the giving tree”  
book or any others

-He is an author/writer of children's poetry books.  
These are some of the books he's written.

“Have any of you read these books?” Y/N



# Step 1-Let's talk about story details.

- Characters- WHO? (people, animals, someone talking)



Show character figures

- Settings- WHERE?  
(place/location/time of day)



Show sun/moon/flash cards with places

# Let's talk about story details.

- Actions-WHAT? (what are the characters doing?)

Have kids stand up and wiggle, dance, clap




- Mood- TONE (is the story sad, happy, angry, scary?)

Scary


Happy

Play these songs to show scary tone and happy tone



# Step 2-Let's read a poem by Shel Silverstein

Have kids each take a turn to sit in teachers rolling chair



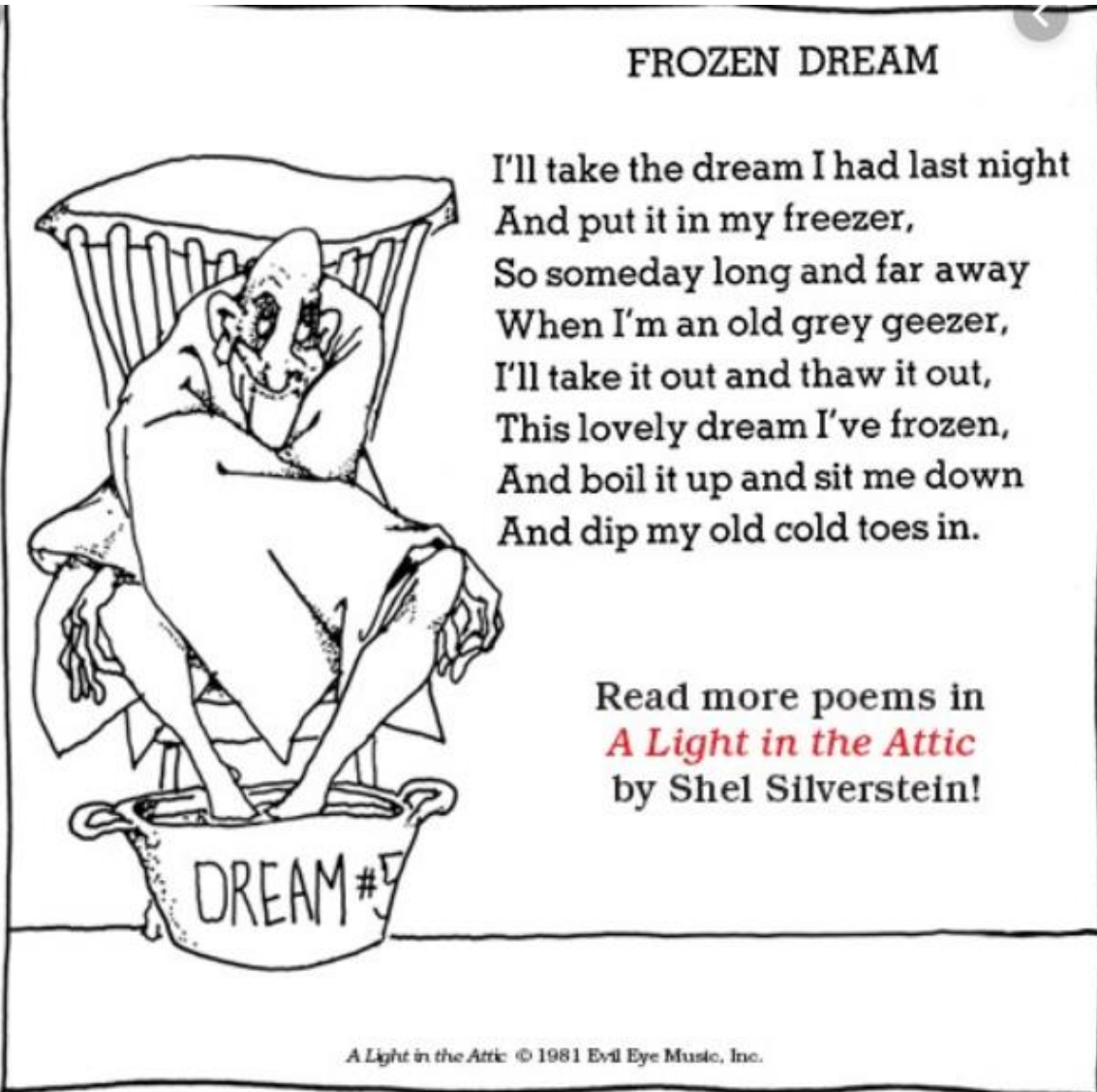
Have kids pretend to sleep



**FROZEN DREAM**

I'll take the dream I had last night  
And put it in my freezer,  
So someday long and far away  
When I'm an old grey geezer,  
I'll take it out and thaw it out,  
This lovely dream I've frozen,  
And boil it up and sit me down  
And dip my old cold toes in.

Read more poems in  
*A Light in the Attic*  
by Shel Silverstein!

A black and white illustration of an old man sitting in a wicker chair. He is dipping his feet into a bucket labeled "DREAM #5".

A Light in the Attic © 1981 Evil Eye Music, Inc.

Thumbs up for happy



# Activity- read another poem he wrote.

Thumbs down for bad



up in the sky


Have kids stand up and pretend to fall down



fall

**FALLING UP**


I tripped on my shoelace  
And I fell up—  
Up to the roof tops,  
Up over the town,  
Up past the tree tops,  
Up over the mountains,  
Up where the colors  
Blend into the sounds.  
But it got me so dizzy  
When I looked around,  
I got sick to my stomach  
And I threw down.




Read more poems in  
*Falling Up*  
by Shel Silverstein!

Text and art from *Falling Up* © 1990 Evil Eye Music, Inc. and © 2015 Evil Eye, LLC.

HarperCollinsChildrensBooks www.shelsilverstein.com



bad mood



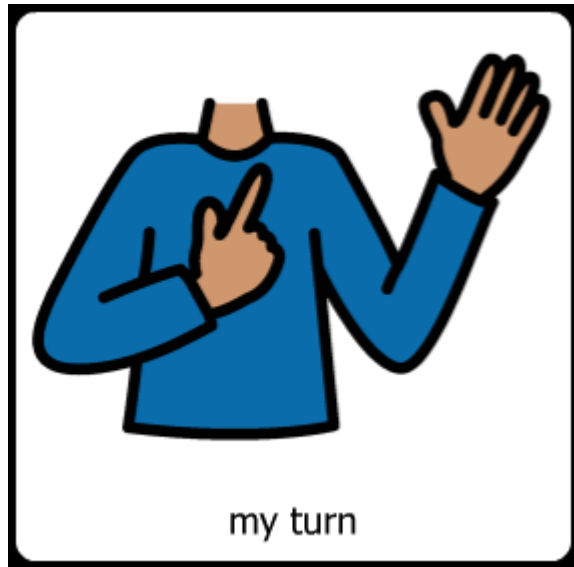
little boy

Let's watch and listen to one of Shel Silverstein's most popular books named "The Giving Tree"



# Step 3-Let's do our activity!

Have a student ask for a turn to pick a story detail from a sensory bin

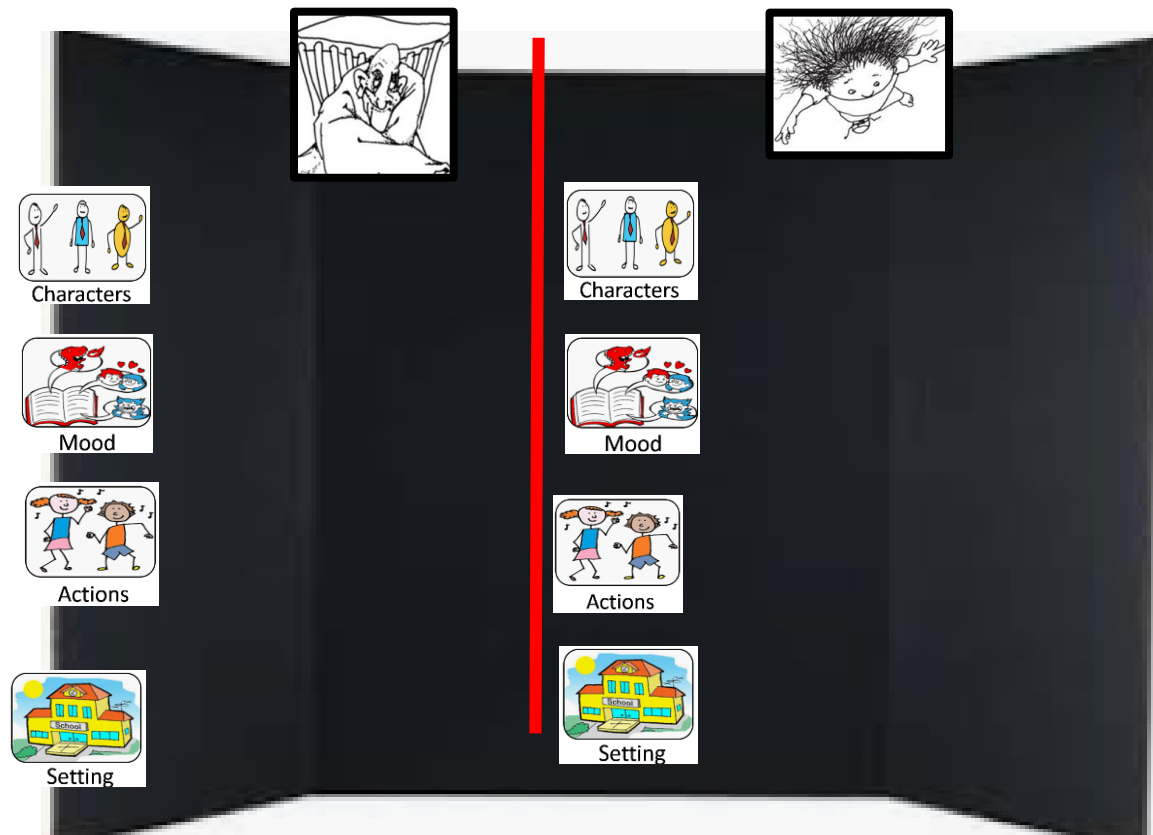


# Step 4- Activity

Q1: "Is it a character, mood, action, or setting?"

Q2: "What poem is it from?"

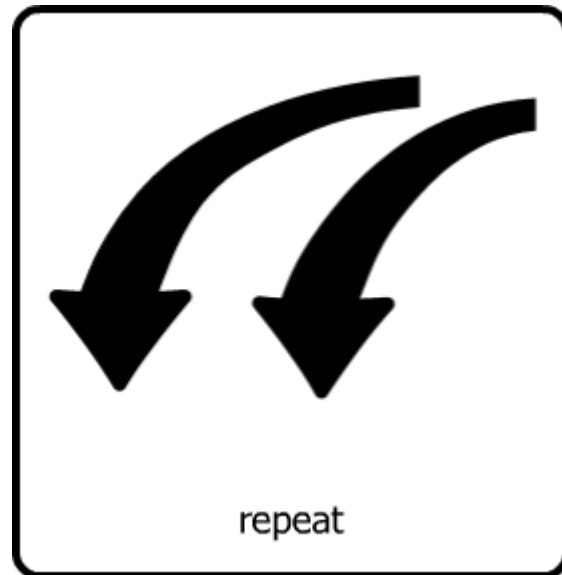
Now go to the board and place your story detail on.





# Activity

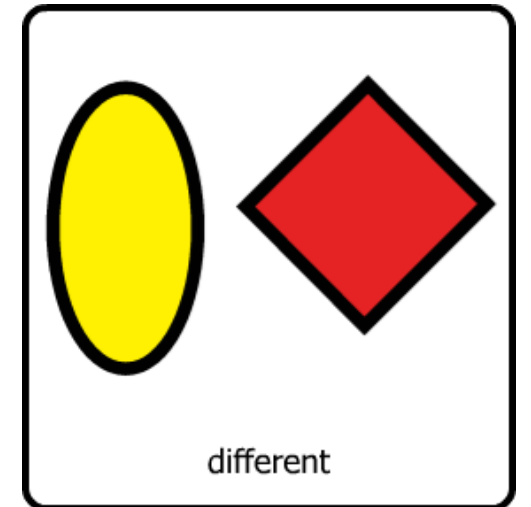
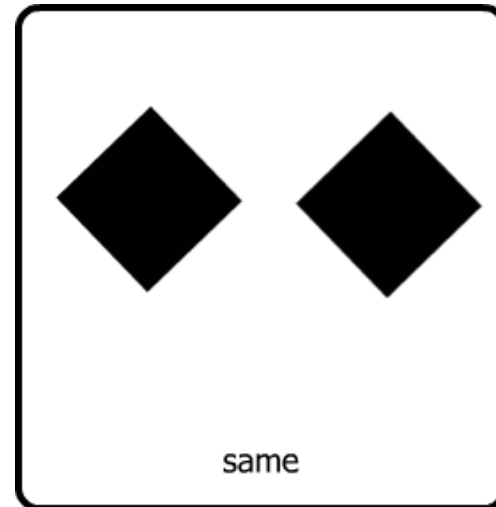

Repeat steps until there are enough details to compare on the board.



# Activity

Discuss the differences between each poems' parts.

They have all the parts, they may be different or the same...



# Quiz question from the lesson

1. Which story part did we compare with our two poems?



Show a character figurine

# Quiz question from the lesson

2. What story part is the old man?



Have kids shake  
body for action

ACTIONS

Show a character  
figurine

CHARACTERS



# We are ALL DONE!

- Teacher says “\_\_\_\_\_ is All Done! Time for \_\_\_\_\_!”
- Teacher says “Everyone check schedule!”
- Teacher changes the classroom schedule.
- Paras will assist individual students with checking schedules.

