


Science

Electricity Works for Us

Today we will be learning about identifying objects that use electricity to help us do different tasks. Here are some pictures of what we will be learning about or doing today....

We use electricity every day!


- Electricity does a lot of work for us.
- It lights our homes, warms and cools and helps us clean something....



The collage includes illustrations of a television, a refrigerator, a microwave, a stove, a washing machine, a lamp, and a red car. The background features a wind turbine.







The materials needed for this lesson are...

We used to...	But now we have the...
 Sweep with a broom.	

Laminated strips w/ velcro
(end of PPT)



Sensory bin of your choice

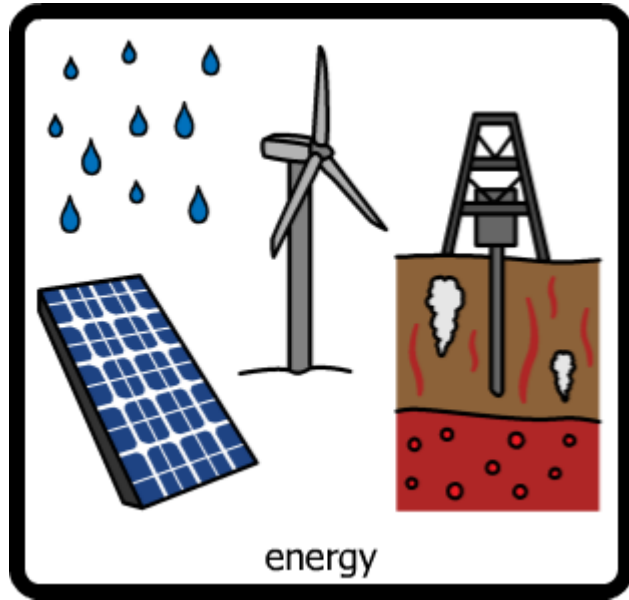
 dishwasher	 electric furnace
 clothes dryer	 vacuum cleaner
 oven	 hair dryer
 computer	 water heater
 lamp	 refrigerator
 streetlamp	

Laminated answer cards
w/ Velcro

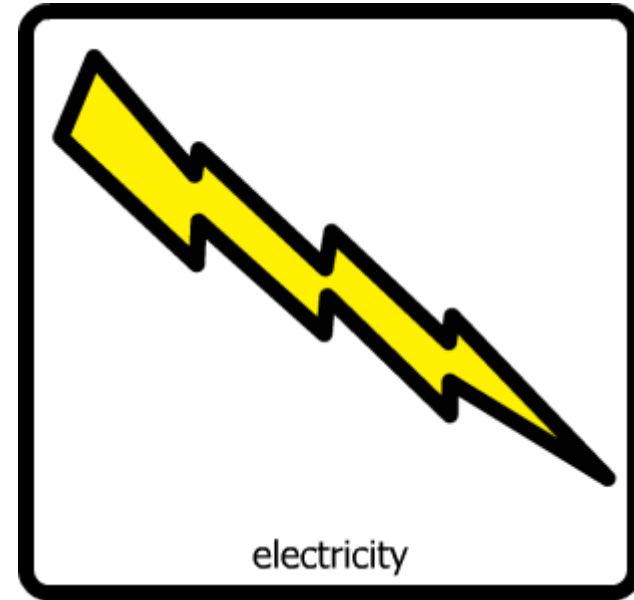
How is **Electricity** used?



The vocabulary for today's lesson is....



Energy is another word for power.
Energy makes things move.
It makes machines work.
Energy also makes living things grow.

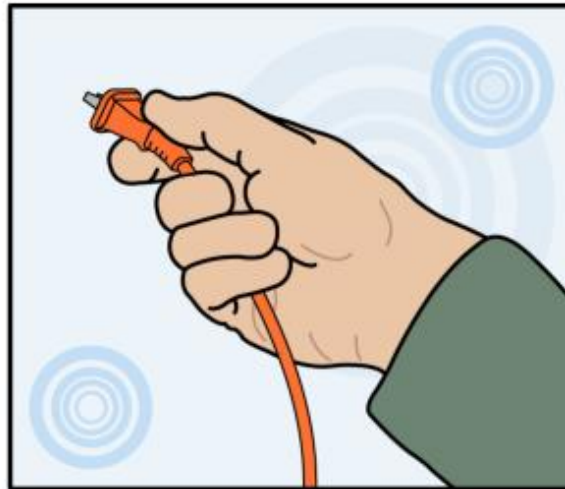


the flow of tiny particles called electrons and protons. It can also mean the energy you get when electrons flow from place to place.
*Electricity can be seen in nature in a bolt of lightning.

Step 1: Read the story “Electricity Works for Us”

9

Chapter 2: Electricity Works for Us

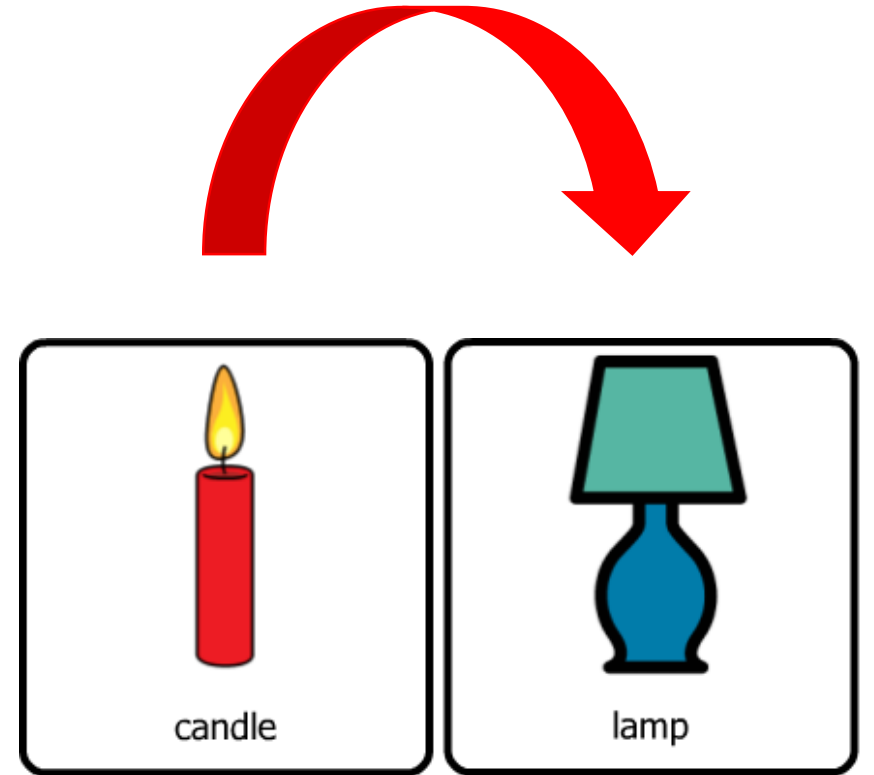





Mary Beth reads about Laura.


Laura used a candle for light.


**Life was very different before
electricity.**







Electricity is very important in our lives. Electricity makes our lives easier.







Many things in houses use electricity. Lamps need electricity to light houses at night.




We use electricity to cook. The oven, stove and microwave all use electricity.

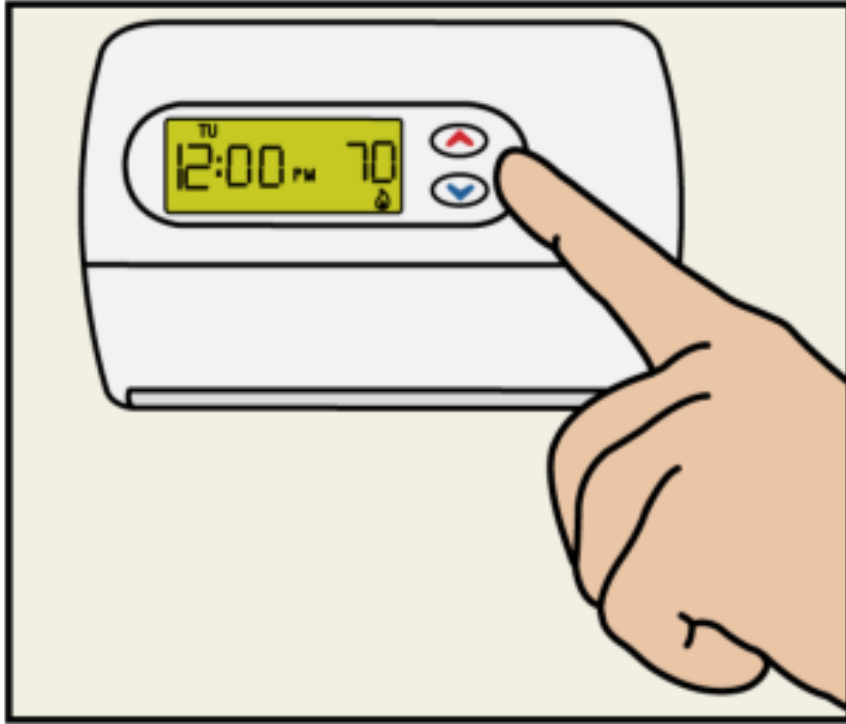


**The refrigerator uses electricity
to keep our food cold.**




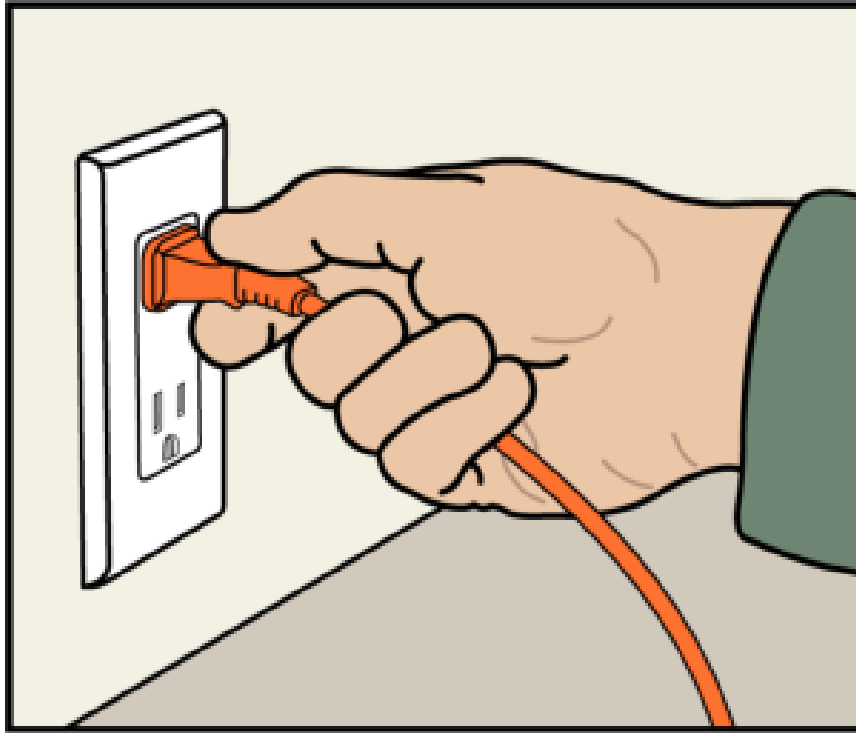
The washing machine gets our clothes clean. The vacuum cleaner keeps the rugs clean. They both use electricity.



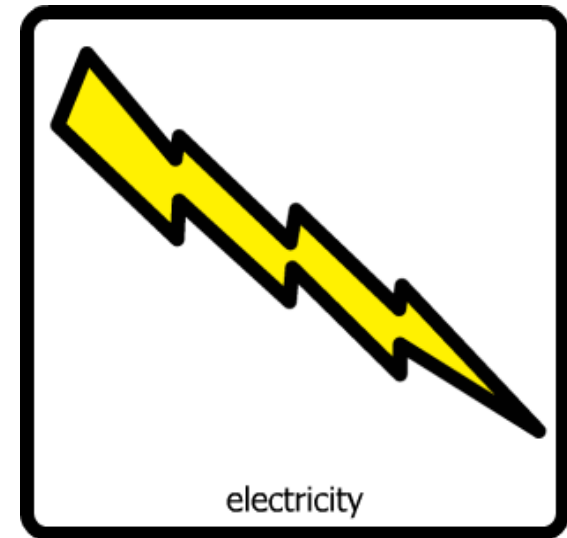


We use electricity to keep houses warm. We use electricity to keep houses cool.





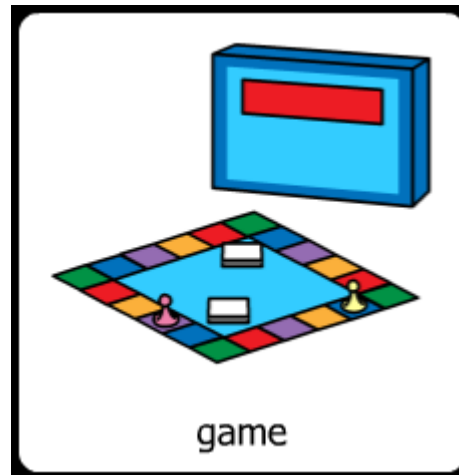
Our homes need electricity. Our schools need electricity. We use electricity every day.



Step 2: Play the game “we use to...but now we have the...”


We used to...

But now we have the...




Pass out an answer card to each student


- Some students may get more than one

 dishwasher	 electric furnace
 clothes dryer	 vacuum cleaner
 oven	 hair dryer
 computer	 water heater
 lamp	 refrigerator
 streetlamp	

Pick a strip from the sensory bin and read it aloud to the class

Example:

We used to...	But now we have the...
 <p data-bbox="794 611 1082 696">Make candles to burn for light.</p>	



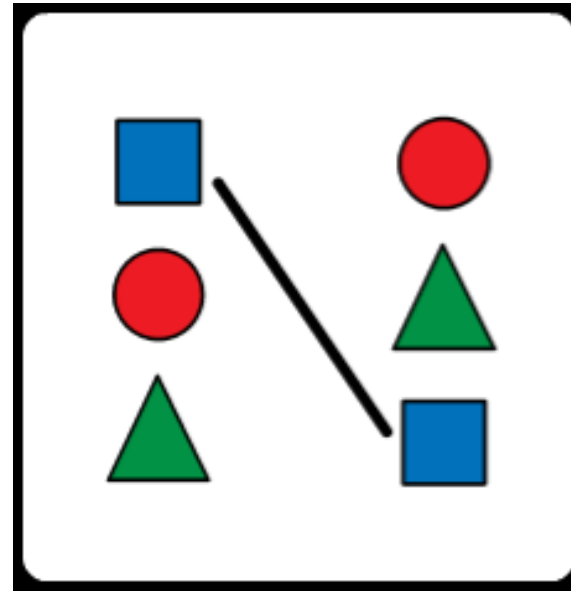

Ask the students who has the card that fills in the box “but now we have the...”



OR




Continue until all the strips and picture cards have a correct match



Today we will be learning about identifying objects that use electricity to help us do different tasks. Here are some pictures of what we will be learning about or doing today....

We use electricity every day!

- Electricity does a lot of work for us.
- It lights our homes, warms and cools and helps us clean something....






The collage includes illustrations of a television, a refrigerator, a microwave, a stove, a washing machine, a lamp, and a red car. The background features a wind turbine.




Quiz Questions about today's lesson:


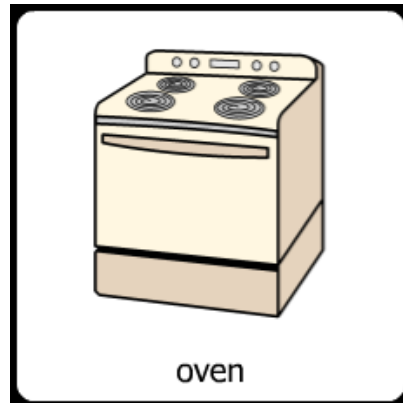

1. What is the main idea of this lesson?



Quiz Questions about today's lesson:

2. Fill in this "we used to have" question card!


We used to...	But now we have the...
 <p data-bbox="937 743 1192 825">Sweep with a broom.</p>	





We are ALL DONE!


- Teacher says “_____ is All Done! Time for _____!”
- Teacher says “Everyone check schedule!”
- Teacher changes the classroom schedule.
- Paras will assist individual students with checking schedules.





We used to...	But now we have the...
 <p>Sweep with a broom.</p>	

We used to...	But now we have the...
 <p>Wash dishes by hand.</p>	


We used to...	But now we have the...
 <p>Cook food over a fire.</p>	


We used to...	But now we have the...
 <p>Hang clothes on a line to dry.</p>	


We used to...	But now we have the...
 <p>Chop firewood to heat the house.</p>	


We used to...	But now we have the...
 <p>Make candles to burn for light.</p>	


Laminate and put soft Velcro in empty box

We used to...	But now we have the...
 <p data-bbox="338 297 575 372">Find fresh food every day.</p>	

We used to...	But now we have the...
 <p data-bbox="1518 297 1755 372">Write books by hand.</p>	

We used to...	But now we have the...
 <p data-bbox="338 718 575 793">Travel on dark streets at night.</p>	

We used to...	But now we have the...
 <p data-bbox="1518 718 1755 793">Dry hair with a towel.</p>	

We used to...	But now we have the...
 <p data-bbox="338 1153 575 1229">Boil water for a warm bath.</p>	

Laminate and put soft Velcro in empty box

 dishwasher	 electric furnace
 clothes dryer	 vacuum cleaner
 oven	 hair dryer
 computer	 water heater
 lamp	 refrigerator
 streetlamp	

Laminate and put hard Velcro on the back of each card

Visual board for story (optional)

