

Create animal hats ahead of time for children to wear while acting out the play.




(Add a head band)

Add a head band

# Reading


Fairy Tale-Stone Soup

Today we will identify **who** of the **characters**,  
“**brought**” what to help in making stone soup.  
Here are some pictures of what we will be learning  
about and doing today.





Use the real materials to build the Stone Soup while reading the story.



# Vocabulary words for today's lesson:



**Brought** is an **action word** used over and over in our story because each character **brought** something for the soup. Today we will have a chance to be a character in the story and each student will bring up the item to put in the soup as we read.



**Who** are the characters in our story? Lets follow the power point and find out!





These are the characters in our story...



Other Characters







ACTIVITY TIME! Today for our activity we will all have an opportunity to be one of the characters in the story bringing something to make stone soup.






**Who** wants to be the fox? Have the student come up to the front of the class put on the fox hat, give the student the stone and have the student sit back down.





**Who** wants to be the bear? Have him/her come up and put on the bear hat. Give him/her the pot and have them sit back down.






**Who** wants to be the elephant? Have the student come up, put on the elephant hat give him some water. Tell them to go back and sit down.






**Who** wants to be the rabbit? Come up to the front of the class and put on the rabbit hat. Give the student the carrots and tell them to go back to their seat.



**Who** wants to be the pig? Come to the front of the room and put the pig hat on the student. Give the student the peas and have them sit down again.




**Who** wants to be the mouse ? Have that student come to the front of the room, put on the mouse hat and give the student the beans to hold. Tell him to go sit back down.



**Who** wants to be the porcupine?

Have that student come up to the front of the class, put the hat on the student and give them the onions. Tell them to go sit back down.






When the teacher sees the animal hat at on the page, she will call that student to the front so they can help act out the story.




We are going to read the Fairy Tale, “Stone Soup.”  
We will complete the activity as we read the story.








Fox was poor and hungry.  
No one would feed him.  
He had an idea.







“I will make stone soup for everyone. First, I need a big pot and some water,” he said.









who

Bear brought a big pot.




brought





Elephant brought some water.






stone




Fox placed a stone into the pot of water.





carrots





who

Rabbit brought some carrots.



brought





Mouse brought some beans.






onion  
onion



peas



who



brought

Other animals brought onions.  
They brought peas and potatoes.



potatos







The stone soup had become a feast!  
Everyone ate until they were full.



Today we learned **who** each of the **characters** are in the story and that they all **brought** something for the soup. Brought is an **action word**.






# Quiz Questions:


Which character in the story was poor and hungry?



# Quiz Questions:



**Who** brought the carrots for the stone soup?



# Quiz Questions:

What word in our story is the **action word** each character practiced today?





# We are ALL DONE!

- Teacher says “\_\_\_\_\_ is All Done! Time for \_\_\_\_\_!”
- Teacher says “Everyone check schedule!”
- Teacher changes the classroom schedule.
- Paras will assist individual students with checking schedules.

