

Print: green eggs and ham writing prompt

file: green eggs and ham writing prompt pdf under resources

Print pictures for kids to cut on next slide




Pictures for comprehension



green



egg over easy



ham



Do not



flower



yes

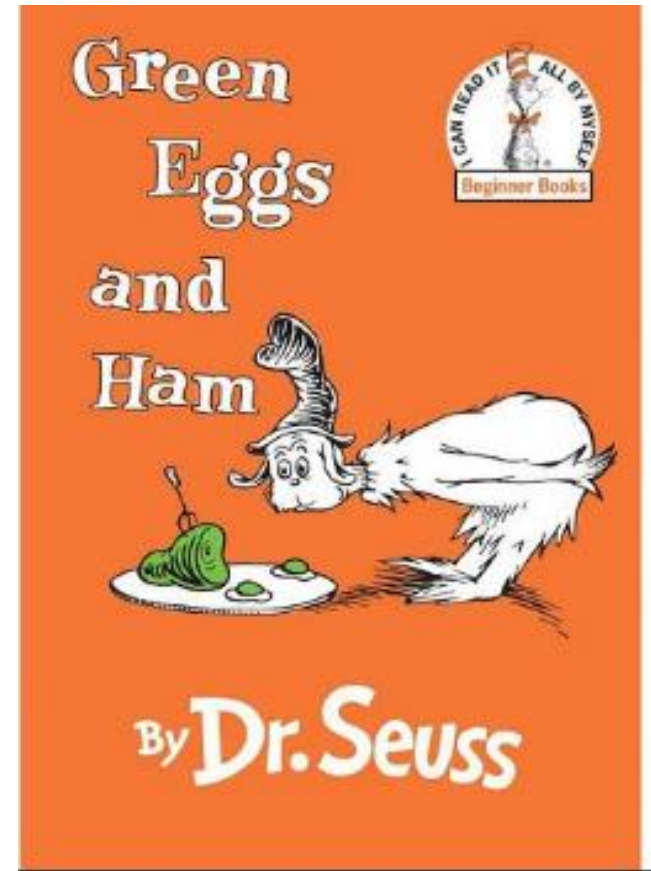





no


Reading

Week 1_Green Eggs and Ham



Today we will be reading Green Eggs and Ham and talking about characters and settings. Here are some pictures of what we are learning and doing.



The vocabulary for today's lesson is....



The materials needed for this lesson are...



yes



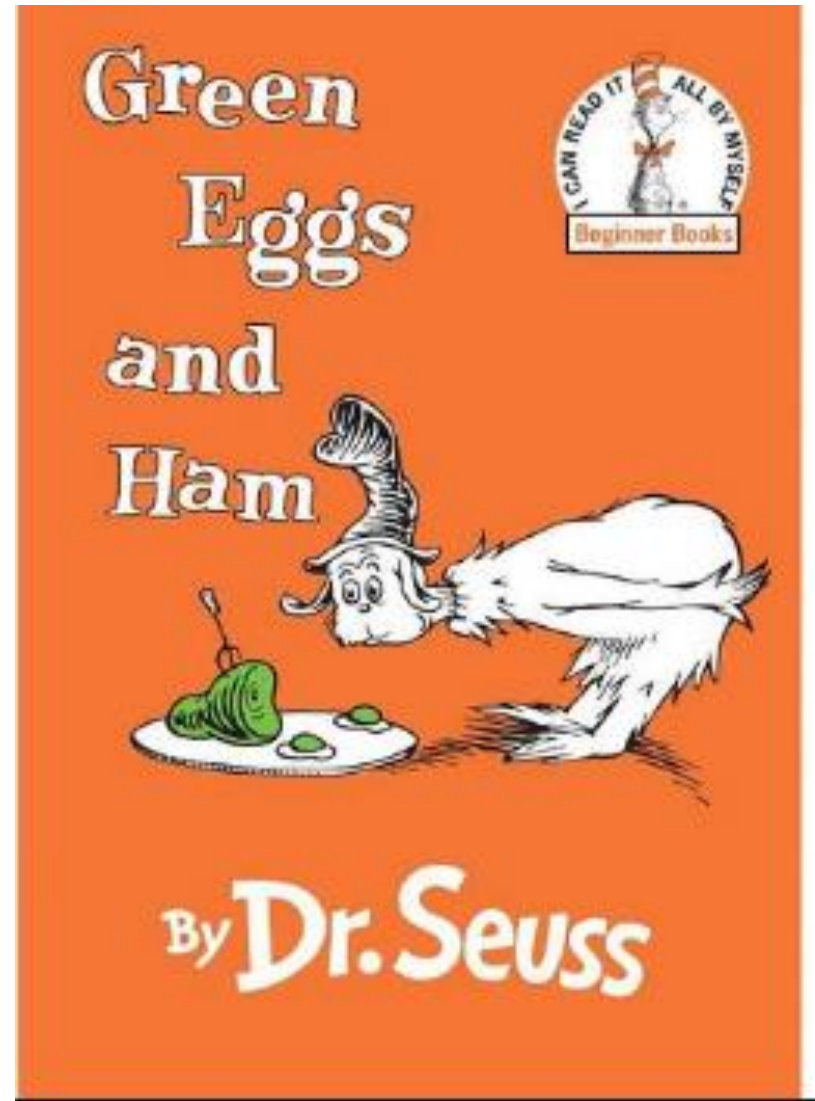
no



First, let's read the book!

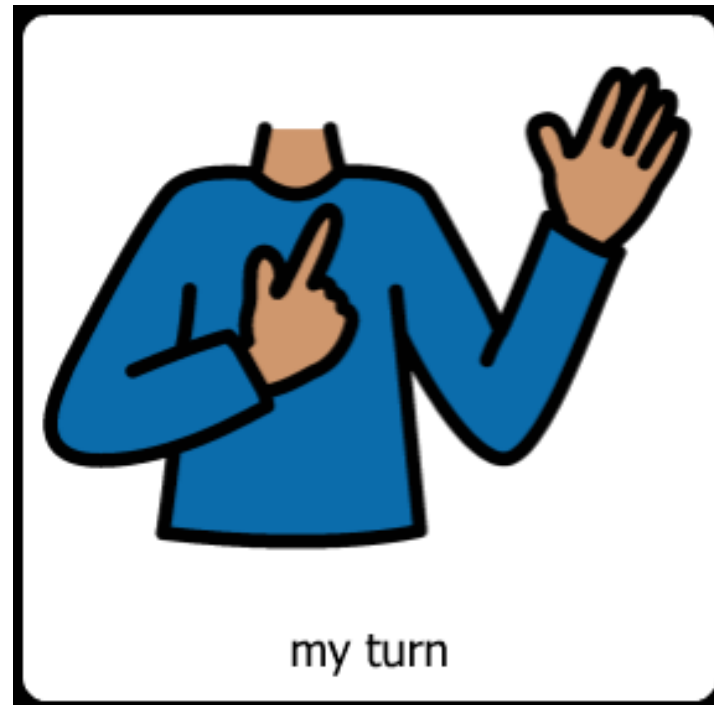
Use the hard copy of the book to read.
PDF is in the team folder

*Remember to stop and talk
about character and setting
throughout



Let's do the activity

Have students ask for a turn



Activity

- Step 1- choose a green food from a bag



Activity

- Pull 1 “setting” item from a bin



Activity

- Teacher asks **“WOULD YOU EAT A GREEN _____, IN A _____?”**
- Show the items pulled and ask each student




Watch Green Eggs and Ham




Quiz Questions about today's lesson:

1. Who was our character from Green Eggs and Ham?



teacher



cat and the hat

Quiz Questions about today's lesson:

2. Did he want to eat green eggs and ham in a box?



We are ALL DONE!

- Teacher says “_____ is All Done! Time for _____!”
- Teacher says “Everyone check schedule!”
- Teacher changes the classroom schedule.
- Paras will assist individual students with checking schedules.

