


# Reading

## Little Miss Muffet

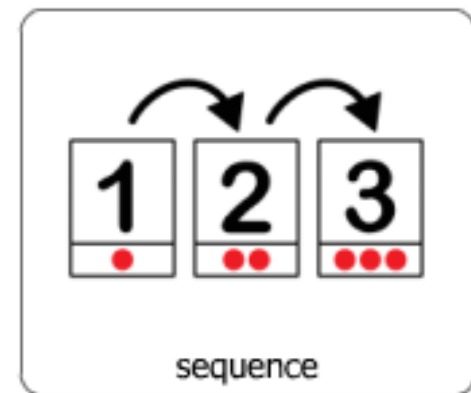


\*Activity at end of  
power point

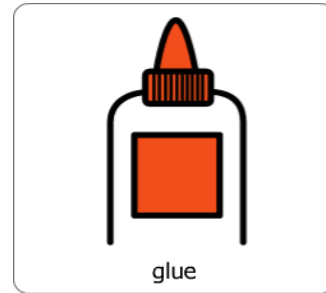

Today we will be learning about Fairy Tales. Fairy tales usually have a **problem** and a **solution**



We will also learn about the sequence of the story. The sequence is what happens in the beginning, middle, and end.




# Materials needed for this lesson:



Name: \_\_\_\_\_

## LITTLE MISS MUFFET

1	2	3	4
---	---	---	---




© KHoffer 15

Worksheet at end of power point


Today we will be reading and creating a story about Little Miss Muffet.



The vocabulary words for today's lesson are:



poetry



problem




character

Here are some real pictures for today's lesson:



# Let's watch a video first!

- <https://www.youtube.com/watch?v=74G7cUzNKbc>



We will read and create a story together about Little Miss Muffet.







Little Miss Muffet sat on a tuffet.



Circle or stamp the tuffet. Color Miss Muffet.




Eating her curds and whey.



Circle or stamp the curds and whey. Color the curds and whey in the picture with Miss Muffet.



Along came a spider, who sat down beside her,



Circle or stamp the spider. Color the spider in the picture with Miss Muffet.



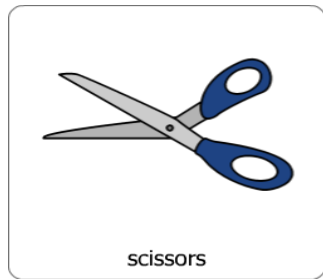
And frightened Miss Muffet away!



Circle or stamp how Miss Muffet was feeling. Color the picture.

# Activity: Sequencing the events in the story.

Materials needed for this activity:



Name: \_\_\_\_\_

## LITTLE MISS MUFFET

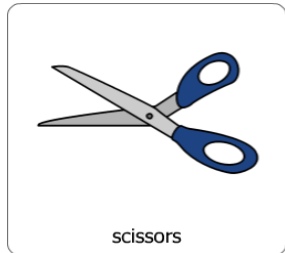
1	2	3	4
---	---	---	---

© KHoffer 15

worksheet at end of power point-1 per student

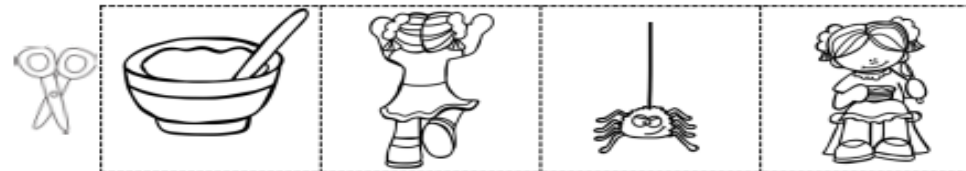
\*We will cut pictures and glue in the correct order to sequence the events in the story.

Name: \_\_\_\_\_



# LITTLE MISS MUFFET


1	2	3	4
---	---	---	---



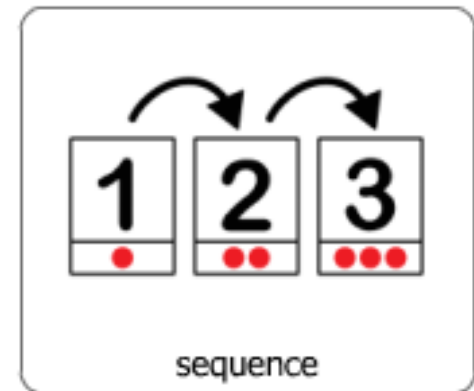
© KHoffer 15

worksheet at end of power point-1 per student

Today we learned about Fairy Tales. Fairy tales usually have a **problem** and a **solution**



We also learned about the sequence of the story. The sequence is what happens in the beginning, middle, and end.



# Quiz Questions:

What made Miss Muffet feel scared?



spider



lizard




bunny




# Quiz Questions:

What did Miss Muffet do when she saw the spider?



swam in the pool



finished eating



ran away

# Quiz Questions:

What was different at the end of the video from the book?



spiders danced



www.shutterstock.com • 182244276

spiders ate



www.shutterstock.com • 75861929

spiders got angry

# We are ALL DONE!

- Teacher says “\_\_\_\_\_ is All Done! Time for \_\_\_\_\_!”
- Teacher says “Everyone check schedule!”
- Teacher changes the classroom schedule.
- Paras will assist individual students with checking schedules.



\*1 per student

Name: \_\_\_\_\_

# LITTLE MISS MUFFET

